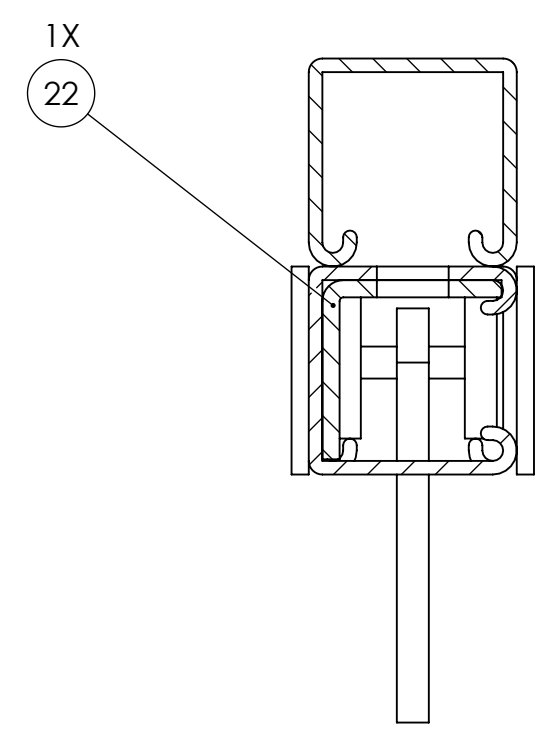


SECTION A-A



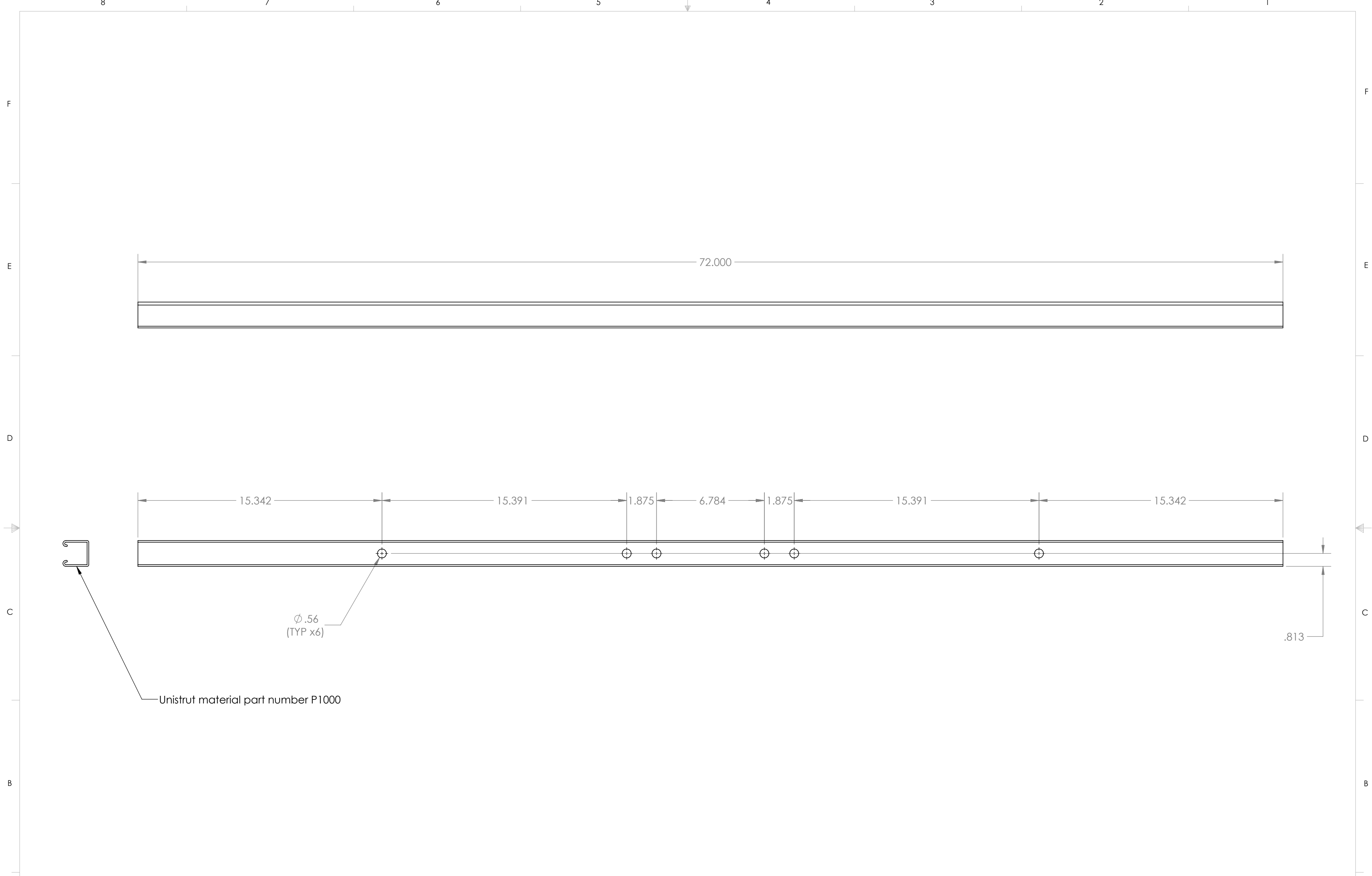
DETAIL B
SCALE 1 : 1.5

BOM Table			
ITEM NO.	PART NUMBER	DESCRIPTION	QTY.
1	P1000 (Back Beam)	Back Beam	1
2	P1000 (Fork Beam)	Fork Beam	2
3	P1000 (Cross Beam)	Cross Beam	1
4	P1000 (Mid Cross Beam)	Mid Cross Beam	1
5	P1000 (Stand Beam)	Stand Beam	1
6	P1000 (Support Beam)	Support Beam	3
7	CH-1080A (Hinge)	Hinge Assembly	2
8	P1000 (Arm Support Beam)	Arm Support Beam	1
9	P1000 (Arm End Effector Beam)	Arm End Effector Beam	1
10	P1000 (Hinged Lower Arm Beam)	Hinged Lower Arm Beam	1
11	P1000 (Hinged Upper Arm Beam)	Hinge Upper Arm Beam	1
12	P1380 A (L Bracket)	L Bracket	8
13	CH-1080C (Stop Plate)	Stop Plate	2
14	P1186 (Angled Plate)	Angled Plate	6
15	P2229 (Stand Support)	Stand Support	1
16	P1067 (Arm Plate)	Arm Plate	2
17	P2949 (Roller)	Roller	1
18	S1943-A27D-1 12PO-SLB (Caster Wheel)	Swivel Plate Caster w/ Brakes	4
19	P1000 (Long Support Beam)	Long Support Beam	1
20	P1000 (Cantilever Support Beam)	Cantilever Support Beam	1
21	CH-1080D (Hinge Support)	Hinge Support	2
22	CH-1080B (Beam Connection Plate)	Beam Connection Plate	1

MIRCOM TECHNOLOGIES LTD. 25 INTERCHANGE WAY
VAUGHAN, ON, CANADA, L4K5W3
PHONE: (905)660-4655 FAX: (905)660-4113

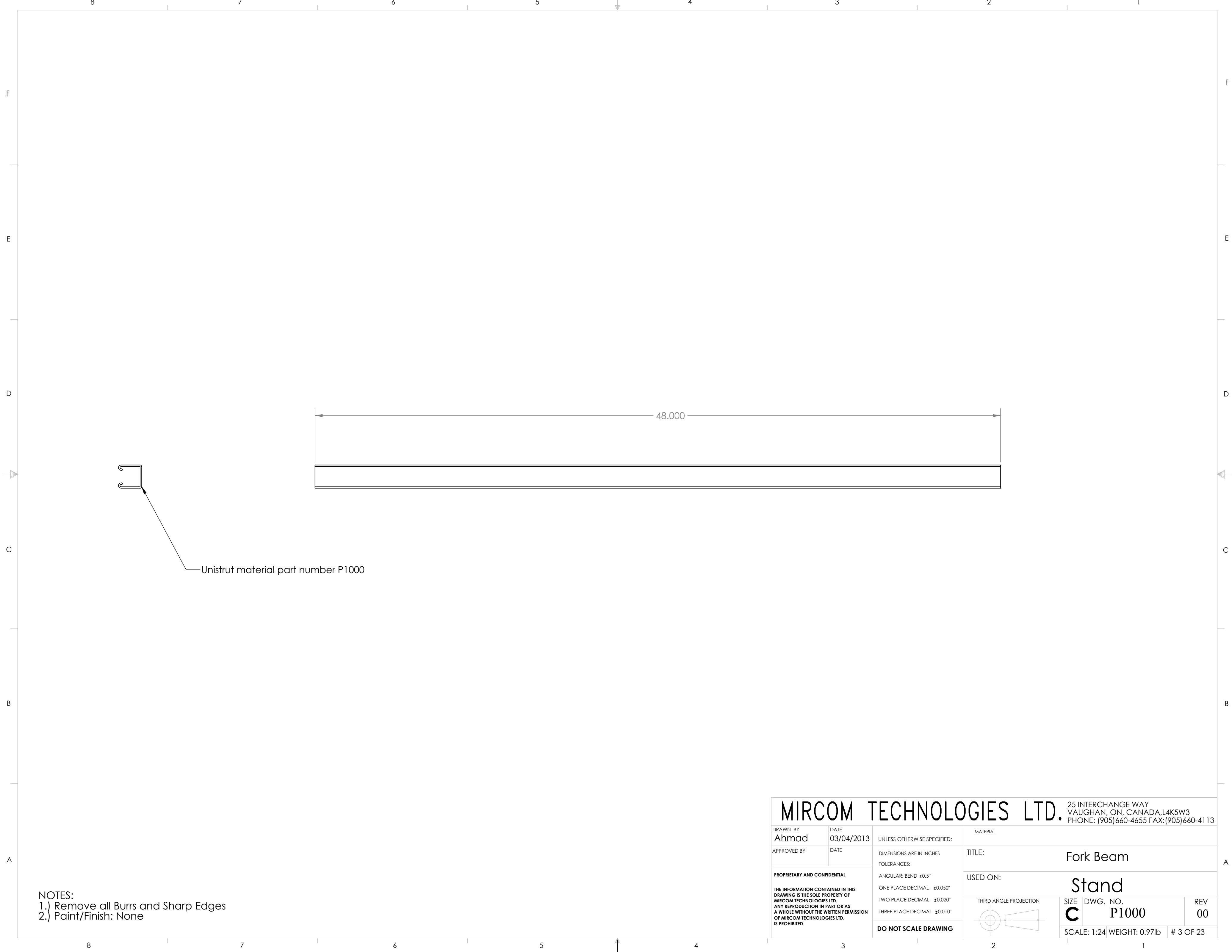
DRAWN BY Ahmad	DATE 03/04/2013	UNLESS OTHERWISE SPECIFIED:	MATERIAL
APPROVED BY	DATE	DIMENSIONS ARE IN INCHES	TITLE: Stand
PROPRIETARY AND CONFIDENTIAL THE INFORMATION CONTAINED IN THIS DRAWING IS THE SOLE PROPERTY OF MIRCOM TECHNOLOGIES LTD. ANY REPRODUCTION IN PART OR AS A WHOLE WITHOUT THE WRITTEN PERMISSION OF MIRCOM TECHNOLOGIES LTD. IS PROHIBITED.		TOLERANCES: ANGULAR: BEND ±0.5° ONE PLACE DECIMAL ±0.050" TWO PLACE DECIMAL ±0.020" THREE PLACE DECIMAL ±0.010"	USED ON: -
DO NOT SCALE DRAWING		THIRD ANGLE PROJECTION	SIZE DWG. NO. REV C CH-1080 00
SCALE: 1:24 WEIGHT: 17.82lb # 1 OF 23			

NOTES:
 1.) Remove all Burrs and Sharp Edges
 2.) Paint/Finish: None



NOTES:
 1.) Remove all Burrs and Sharp Edges
 2.) Paint/Finish: None

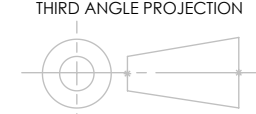
MIRCOM TECHNOLOGIES LTD.		25 INTERCHANGE WAY VAUGHAN, ON, CANADA, L4K5W3 PHONE: (905)660-4655 FAX: (905)660-4113					
DRAWN BY Ahmad	DATE 03/04/2013	UNLESS OTHERWISE SPECIFIED:	MATERIAL				
APPROVED BY	DATE	DIMENSIONS ARE IN INCHES	TITLE: Back Beam				
PROPRIETARY AND CONFIDENTIAL THE INFORMATION CONTAINED IN THIS DRAWING IS THE SOLE PROPERTY OF MIRCOM TECHNOLOGIES LTD. ANY REPRODUCTION IN PART OR AS A WHOLE WITHOUT THE WRITTEN PERMISSION OF MIRCOM TECHNOLOGIES LTD. IS PROHIBITED.		TOLERANCES:	USED ON: Stand				
		ANGULAR: BEND ±0.5°	THIRD ANGLE PROJECTION				
		ONE PLACE DECIMAL ±0.050"	<table border="1"> <tr> <td>SIZE</td> <td>DWG. NO.</td> <td>REV</td> </tr> <tr> <td>C</td> <td>P1000</td> <td>00</td> </tr> </table>	SIZE	DWG. NO.	REV	C
SIZE	DWG. NO.	REV					
C	P1000	00					
TWO PLACE DECIMAL ±0.020"	SCALE: 1:24 WEIGHT: 1.45lb # 2 OF 23						
THREE PLACE DECIMAL ±0.010"							
DO NOT SCALE DRAWING							

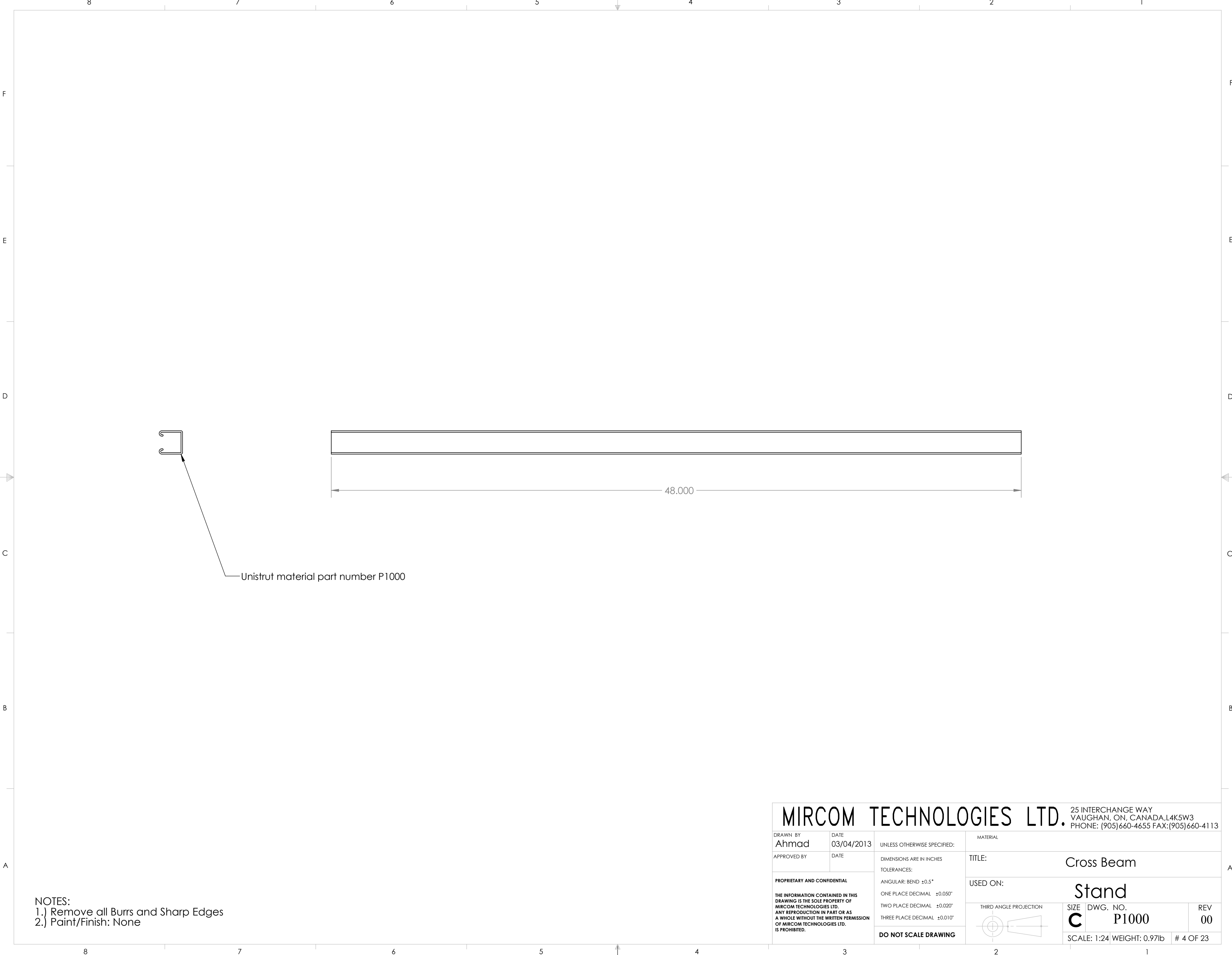


Unistrut material part number P1000

48.000

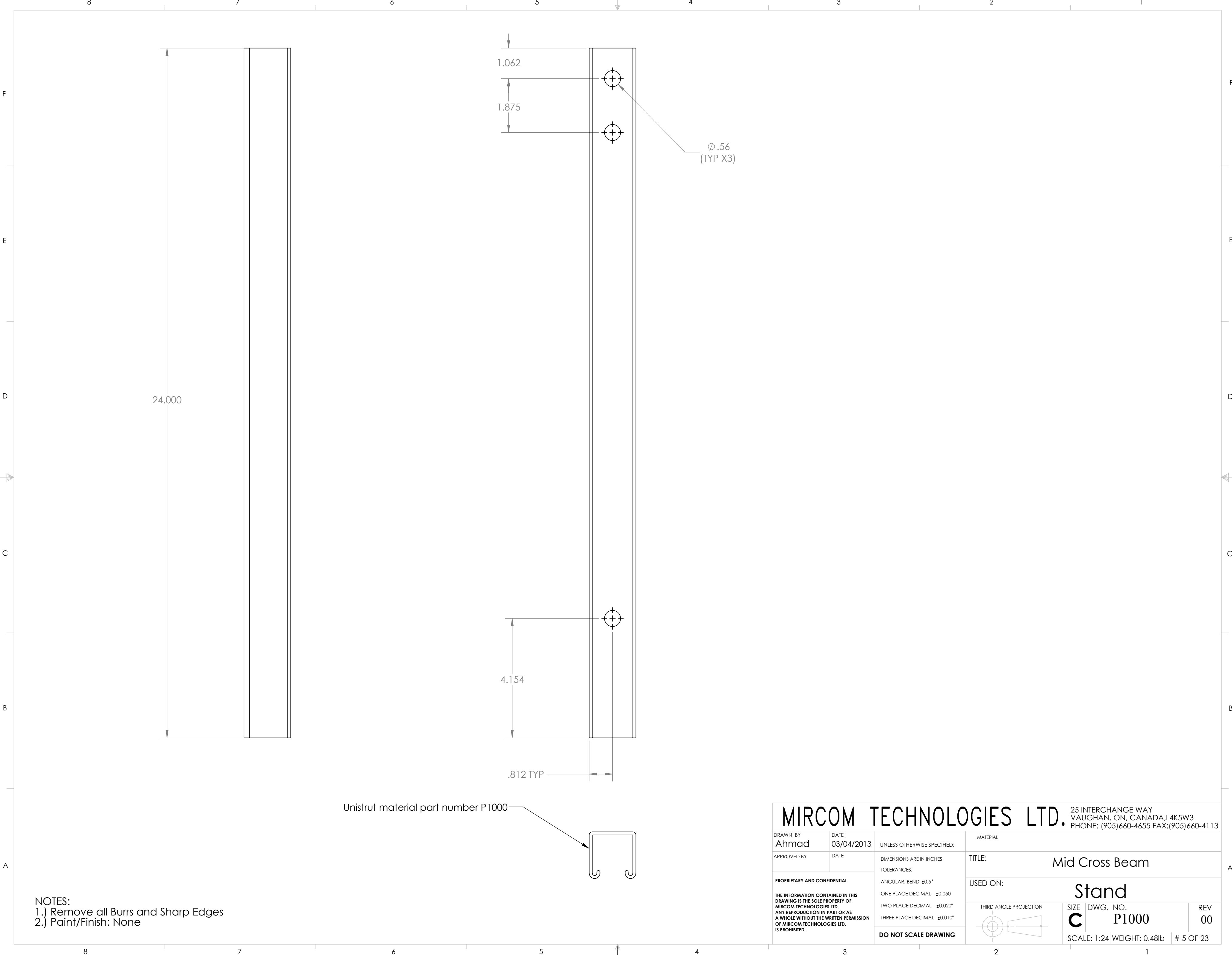
NOTES:
 1.) Remove all Burrs and Sharp Edges
 2.) Paint/Finish: None

MIRCOM TECHNOLOGIES LTD.		25 INTERCHANGE WAY VAUGHAN, ON, CANADA, L4K5W3 PHONE: (905)660-4655 FAX: (905)660-4113	
DRAWN BY Ahmad	DATE 03/04/2013	UNLESS OTHERWISE SPECIFIED:	MATERIAL
APPROVED BY	DATE	DIMENSIONS ARE IN INCHES	TITLE: Fork Beam
PROPRIETARY AND CONFIDENTIAL THE INFORMATION CONTAINED IN THIS DRAWING IS THE SOLE PROPERTY OF MIRCOM TECHNOLOGIES LTD. ANY REPRODUCTION IN PART OR AS A WHOLE WITHOUT THE WRITTEN PERMISSION OF MIRCOM TECHNOLOGIES LTD. IS PROHIBITED.		TOLERANCES: ANGULAR: BEND $\pm 0.5^\circ$ ONE PLACE DECIMAL $\pm 0.050"$ TWO PLACE DECIMAL $\pm 0.020"$ THREE PLACE DECIMAL $\pm 0.010"$	USED ON: Stand
		DO NOT SCALE DRAWING	THIRD ANGLE PROJECTION 
		SIZE DWG. NO. C P1000	REV 00
		SCALE: 1:24 WEIGHT: 0.97lb # 3 OF 23	



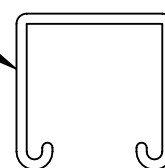
NOTES:
 1.) Remove all Burrs and Sharp Edges
 2.) Paint/Finish: None

MIRCOM TECHNOLOGIES LTD.		25 INTERCHANGE WAY VAUGHAN, ON, CANADA, L4K5W3 PHONE: (905)660-4655 FAX: (905)660-4113	
DRAWN BY Ahmad	DATE 03/04/2013	UNLESS OTHERWISE SPECIFIED:	MATERIAL
APPROVED BY	DATE	DIMENSIONS ARE IN INCHES	TITLE: Cross Beam
PROPRIETARY AND CONFIDENTIAL THE INFORMATION CONTAINED IN THIS DRAWING IS THE SOLE PROPERTY OF MIRCOM TECHNOLOGIES LTD. ANY REPRODUCTION IN PART OR AS A WHOLE WITHOUT THE WRITTEN PERMISSION OF MIRCOM TECHNOLOGIES LTD. IS PROHIBITED.		TOLERANCES: ANGULAR: BEND $\pm 0.5^\circ$ ONE PLACE DECIMAL $\pm 0.050"$ TWO PLACE DECIMAL $\pm 0.020"$ THREE PLACE DECIMAL $\pm 0.010"$	USED ON: Stand
		THIRD ANGLE PROJECTION	SIZE DWG. NO. REV C P1000 00
		DO NOT SCALE DRAWING	SCALE: 1:24 WEIGHT: 0.97lb # 4 OF 23

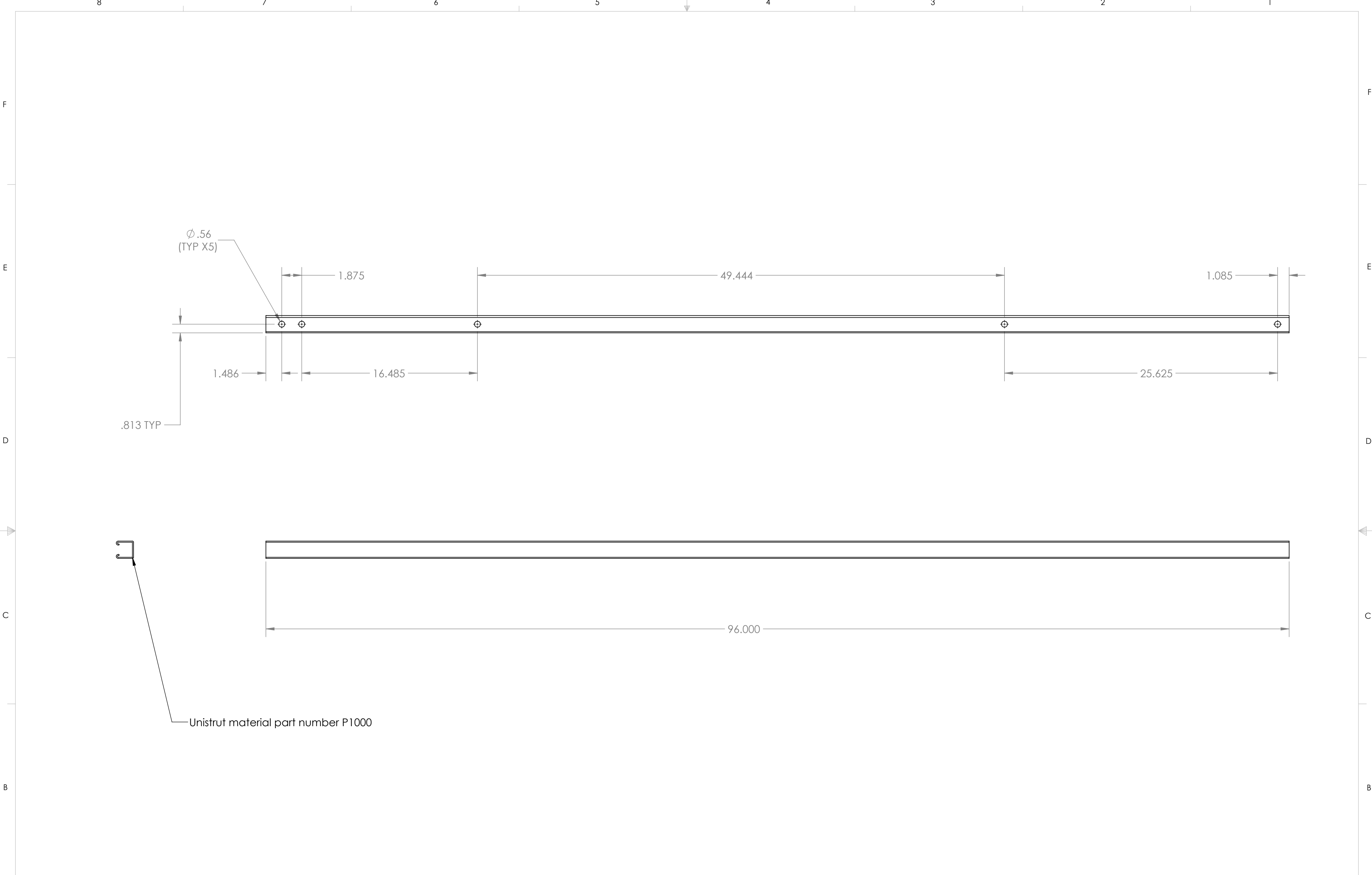


NOTES:
 1.) Remove all Burrs and Sharp Edges
 2.) Paint/Finish: None

Unistrut material part number P1000

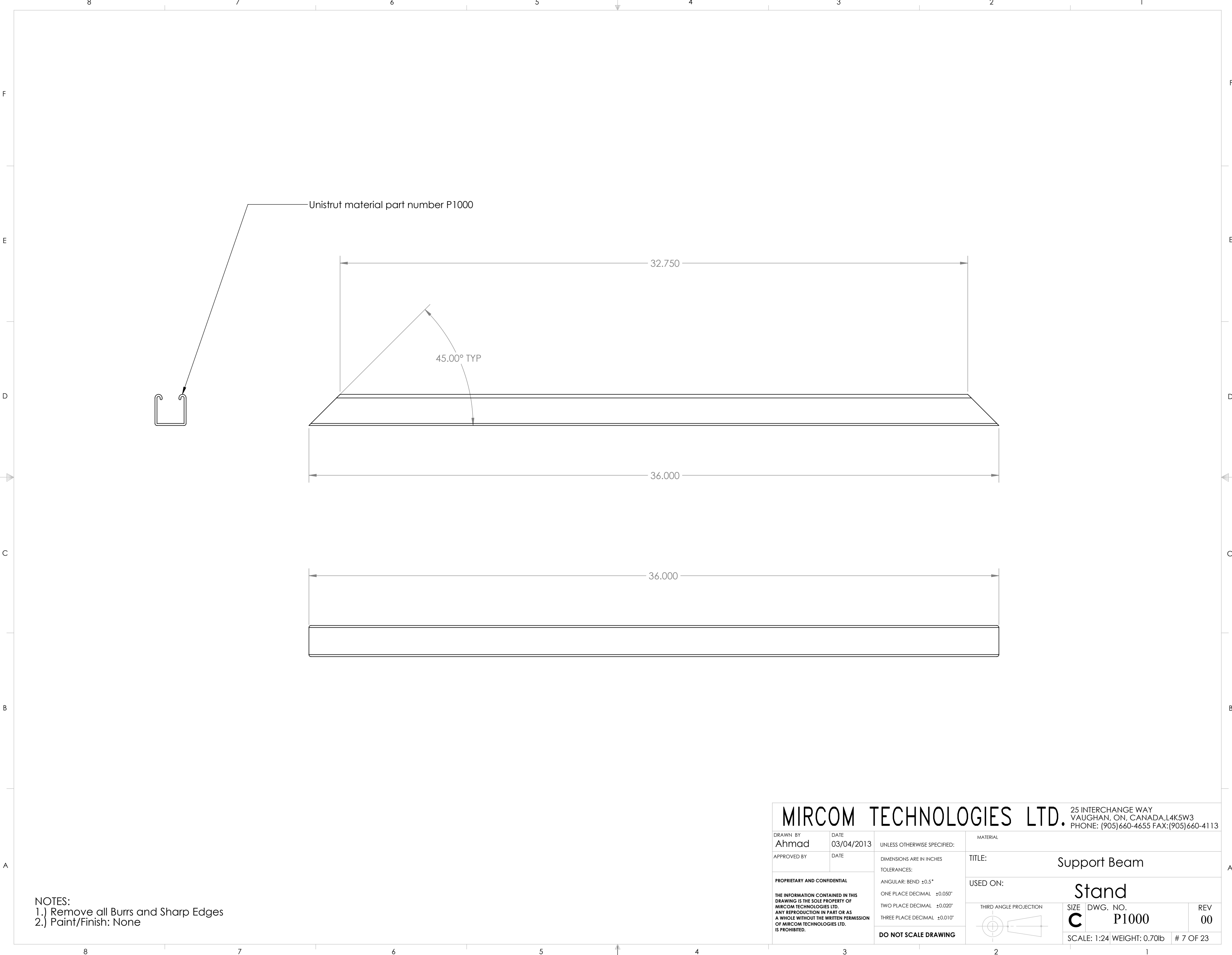


MIRCOM TECHNOLOGIES LTD.		25 INTERCHANGE WAY VAUGHAN, ON, CANADA, L4K5W3 PHONE: (905)660-4655 FAX: (905)660-4113	
DRAWN BY Ahmad	DATE 03/04/2013	UNLESS OTHERWISE SPECIFIED:	MATERIAL
APPROVED BY	DATE	DIMENSIONS ARE IN INCHES	TITLE: Mid Cross Beam
PROPRIETARY AND CONFIDENTIAL THE INFORMATION CONTAINED IN THIS DRAWING IS THE SOLE PROPERTY OF MIRCOM TECHNOLOGIES LTD. ANY REPRODUCTION IN PART OR AS A WHOLE WITHOUT THE WRITTEN PERMISSION OF MIRCOM TECHNOLOGIES LTD. IS PROHIBITED.		TOLERANCES: ANGULAR: BEND $\pm 0.5^\circ$ ONE PLACE DECIMAL $\pm 0.050"$ TWO PLACE DECIMAL $\pm 0.020"$ THREE PLACE DECIMAL $\pm 0.010"$	USED ON: Stand
		THIRD ANGLE PROJECTION	SIZE DWG. NO. REV C P1000 00
		DO NOT SCALE DRAWING	SCALE: 1:24 WEIGHT: 0.48lb # 5 OF 23



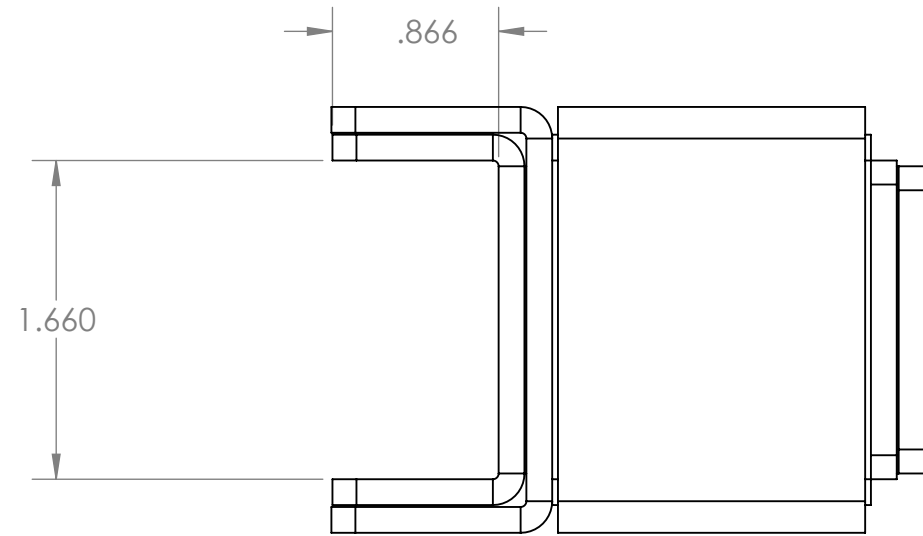
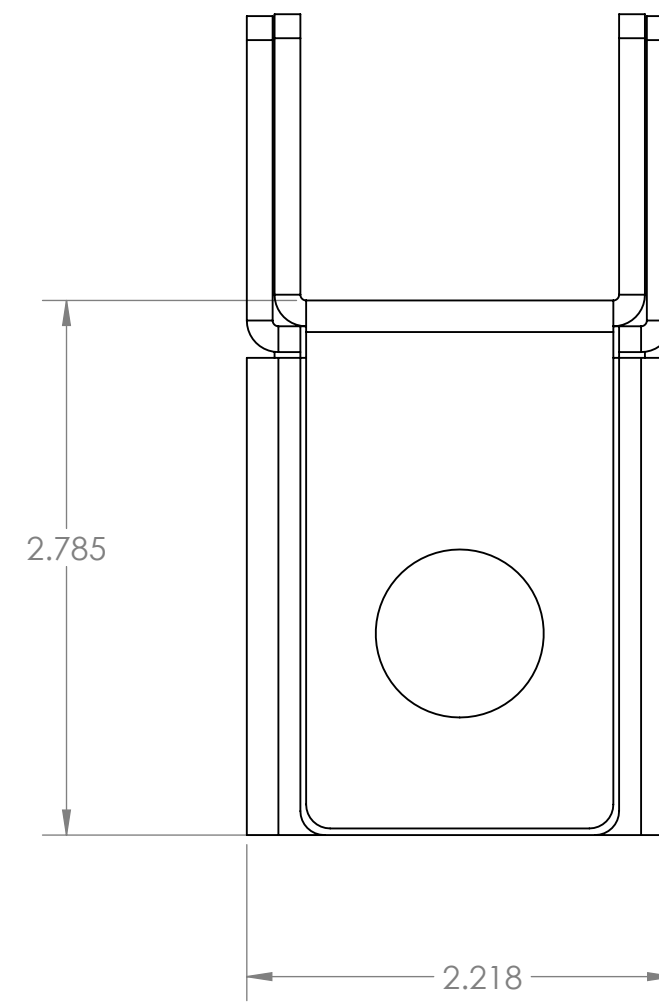
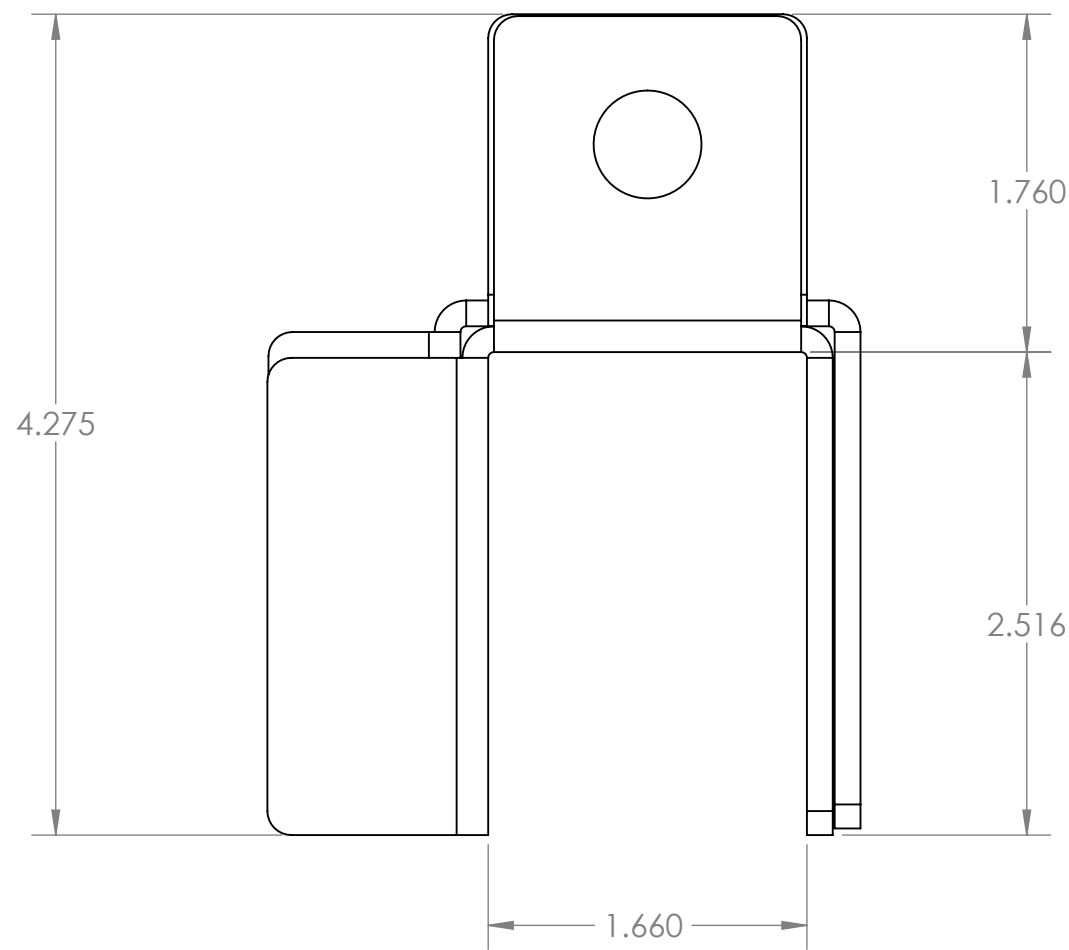
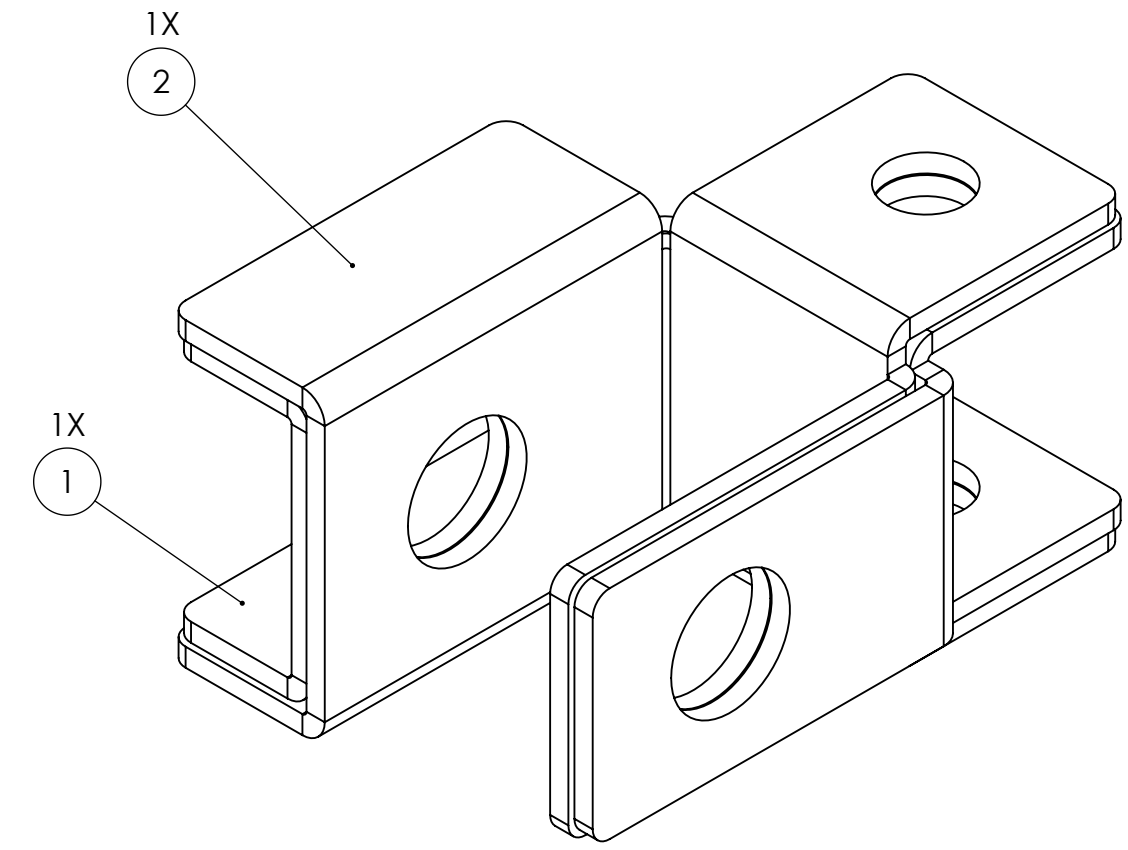
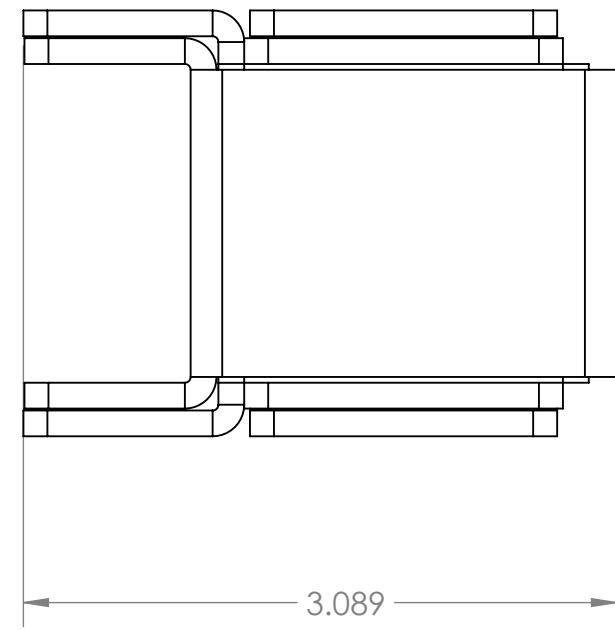
NOTES:
 1.) Remove all Burrs and Sharp Edges
 2.) Paint/Finish: None

MIRCOM TECHNOLOGIES LTD.		25 INTERCHANGE WAY VAUGHAN, ON, CANADA, L4K5W3 PHONE: (905)660-4655 FAX: (905)660-4113	
DRAWN BY Ahmad	DATE 03/04/2013	UNLESS OTHERWISE SPECIFIED:	MATERIAL
APPROVED BY	DATE	DIMENSIONS ARE IN INCHES	TITLE: Stand Beam
PROPRIETARY AND CONFIDENTIAL THE INFORMATION CONTAINED IN THIS DRAWING IS THE SOLE PROPERTY OF MIRCOM TECHNOLOGIES LTD. ANY REPRODUCTION IN PART OR AS A WHOLE WITHOUT THE WRITTEN PERMISSION OF MIRCOM TECHNOLOGIES LTD. IS PROHIBITED.		TOLERANCES: ANGULAR: BEND $\pm 0.5^\circ$ ONE PLACE DECIMAL $\pm 0.050"$ TWO PLACE DECIMAL $\pm 0.020"$ THREE PLACE DECIMAL $\pm 0.010"$	USED ON: Stand
		THIRD ANGLE PROJECTION	SIZE DWG. NO. REV C P1000 00
		DO NOT SCALE DRAWING	SCALE: 1:24 WEIGHT: 1.93lb # 6 OF 23



NOTES:
 1.) Remove all Burrs and Sharp Edges
 2.) Paint/Finish: None

MIRCOM TECHNOLOGIES LTD.				25 INTERCHANGE WAY VAUGHAN, ON, CANADA, L4K5W3 PHONE: (905) 660-4655 FAX: (905) 660-4113							
DRAWN BY Ahmad	DATE 03/04/2013	UNLESS OTHERWISE SPECIFIED:	MATERIAL								
APPROVED BY	DATE	DIMENSIONS ARE IN INCHES	TITLE: Support Beam								
PROPRIETARY AND CONFIDENTIAL THE INFORMATION CONTAINED IN THIS DRAWING IS THE SOLE PROPERTY OF MIRCOM TECHNOLOGIES LTD. ANY REPRODUCTION IN PART OR AS A WHOLE WITHOUT THE WRITTEN PERMISSION OF MIRCOM TECHNOLOGIES LTD. IS PROHIBITED.		TOLERANCES:	USED ON: Stand								
		ANGULAR: BEND ±0.5°	THIRD ANGLE PROJECTION								
		ONE PLACE DECIMAL ±0.050"	<table border="1"> <tr> <td>SIZE</td> <td>DWG. NO.</td> <td>REV</td> </tr> <tr> <td>C</td> <td>P1000</td> <td>00</td> </tr> </table>			SIZE	DWG. NO.	REV	C	P1000	00
		SIZE	DWG. NO.	REV							
C	P1000	00									
TWO PLACE DECIMAL ±0.020"	SCALE: 1:24 WEIGHT: 0.70lb # 7 OF 23										
		THREE PLACE DECIMAL ±0.010"	DO NOT SCALE DRAWING								

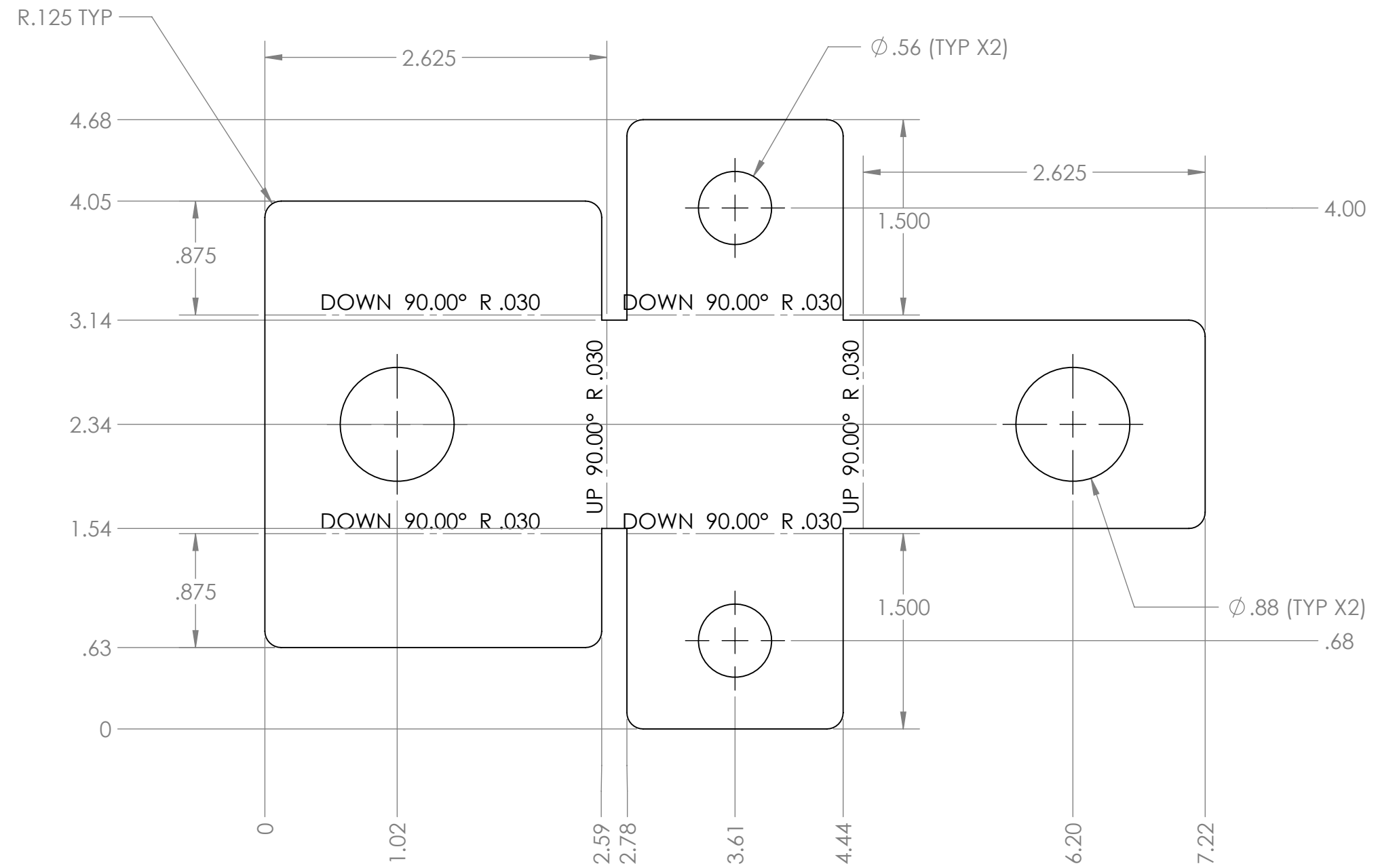
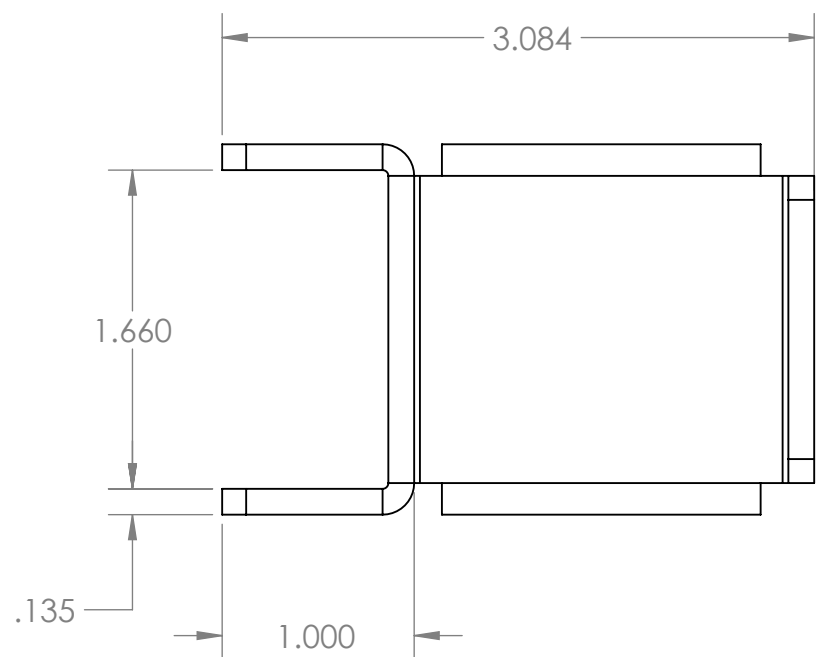
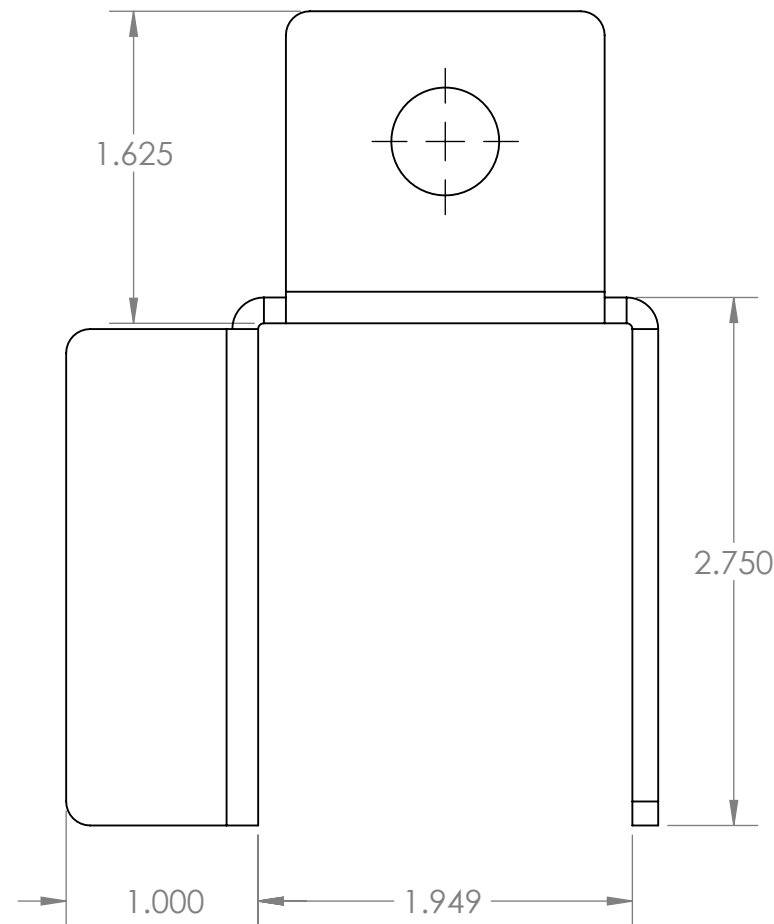
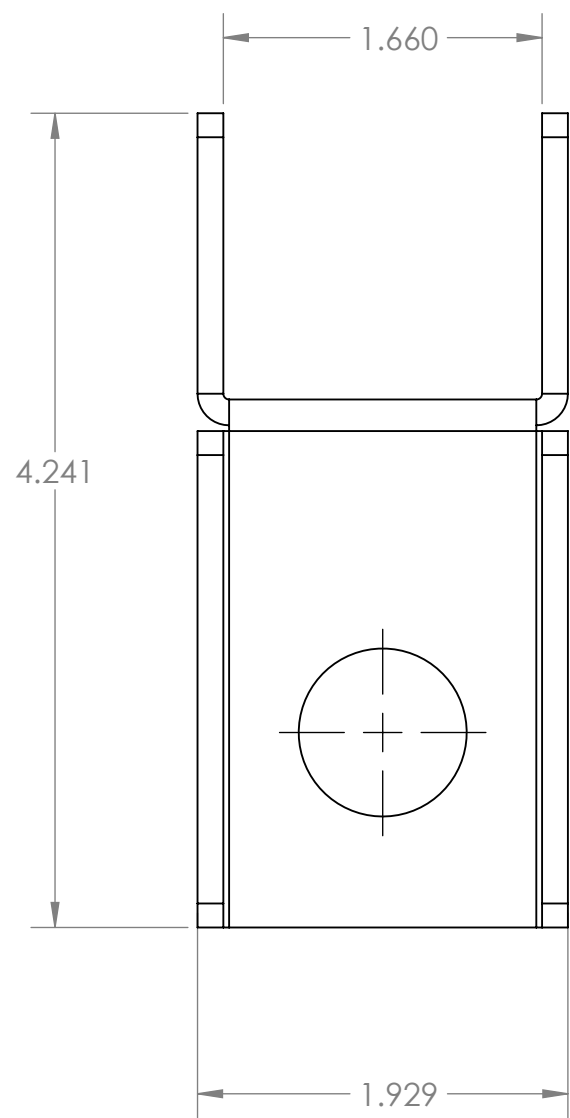


ITEM NO.	PART NUMBER	DESCRIPTION	QTY.
1	CH-1080AA (Hinge 1)	Hinge Part 1	1
2	CH-1080AB (Hinge 2)	Hinge Part 2	1

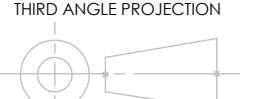
MIRCOM TECHNOLOGIES LTD. 25 INTERCHANGE WAY
 VAUGHAN, ON, CANADA, L4K5W3
 PHONE: (905)660-4655 FAX: (905)660-4113

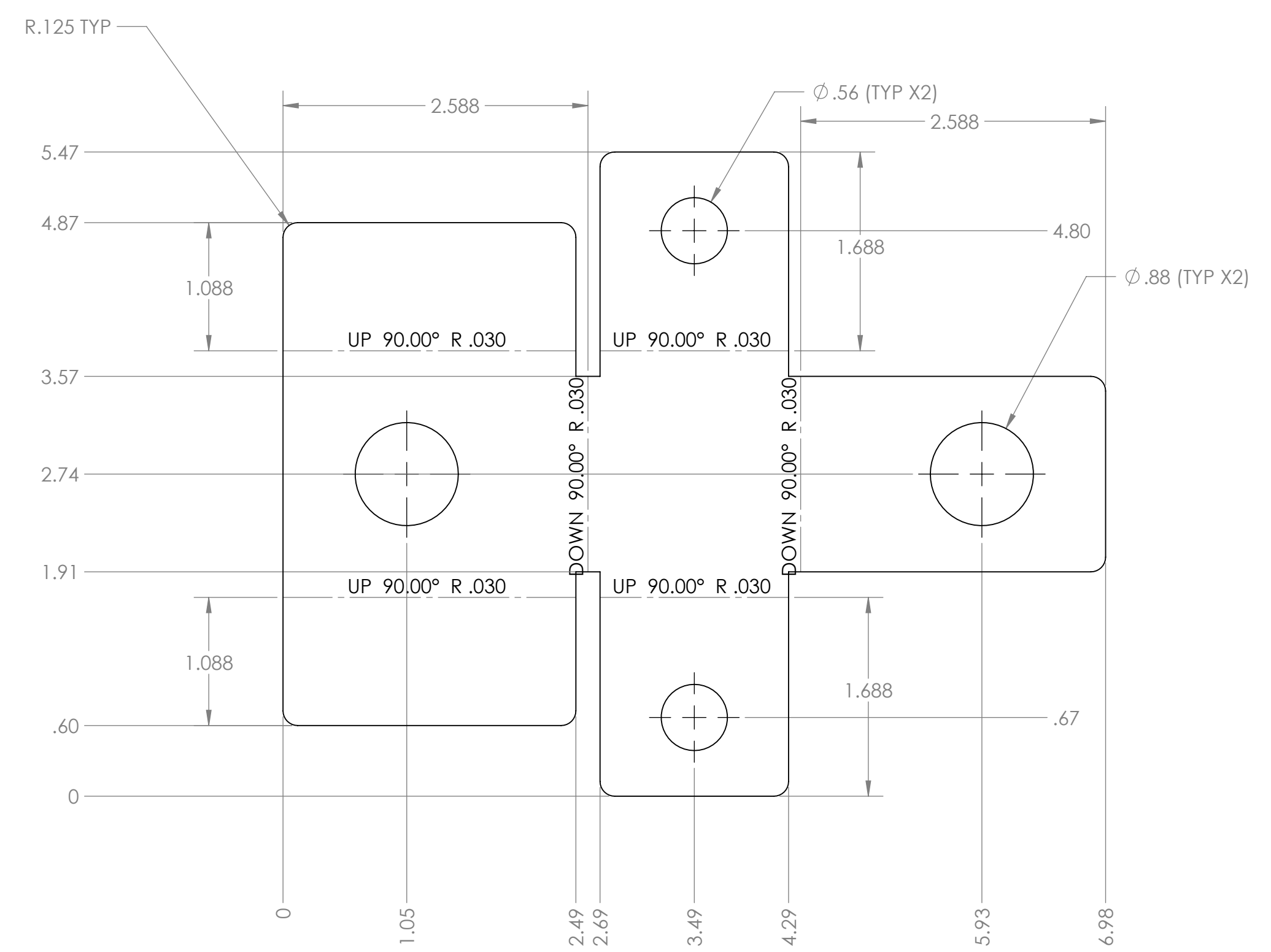
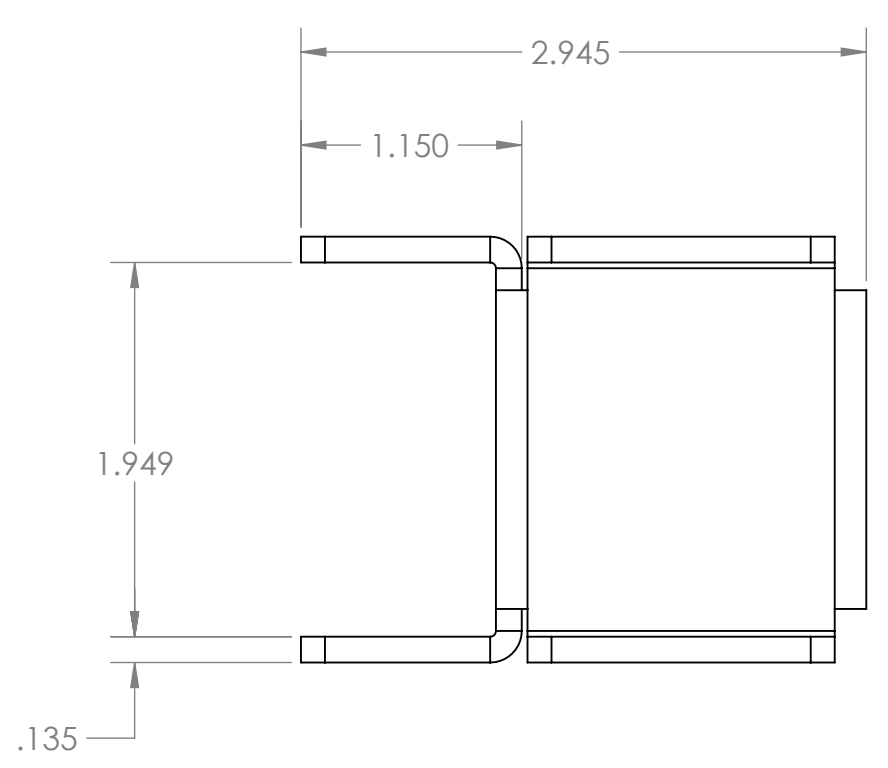
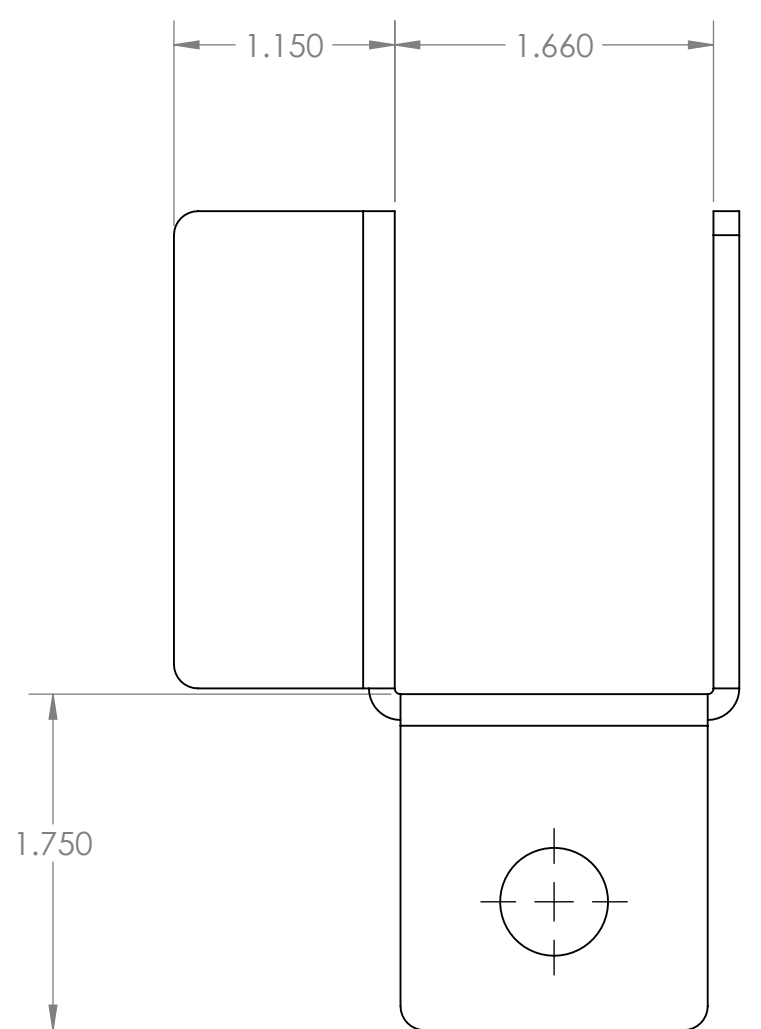
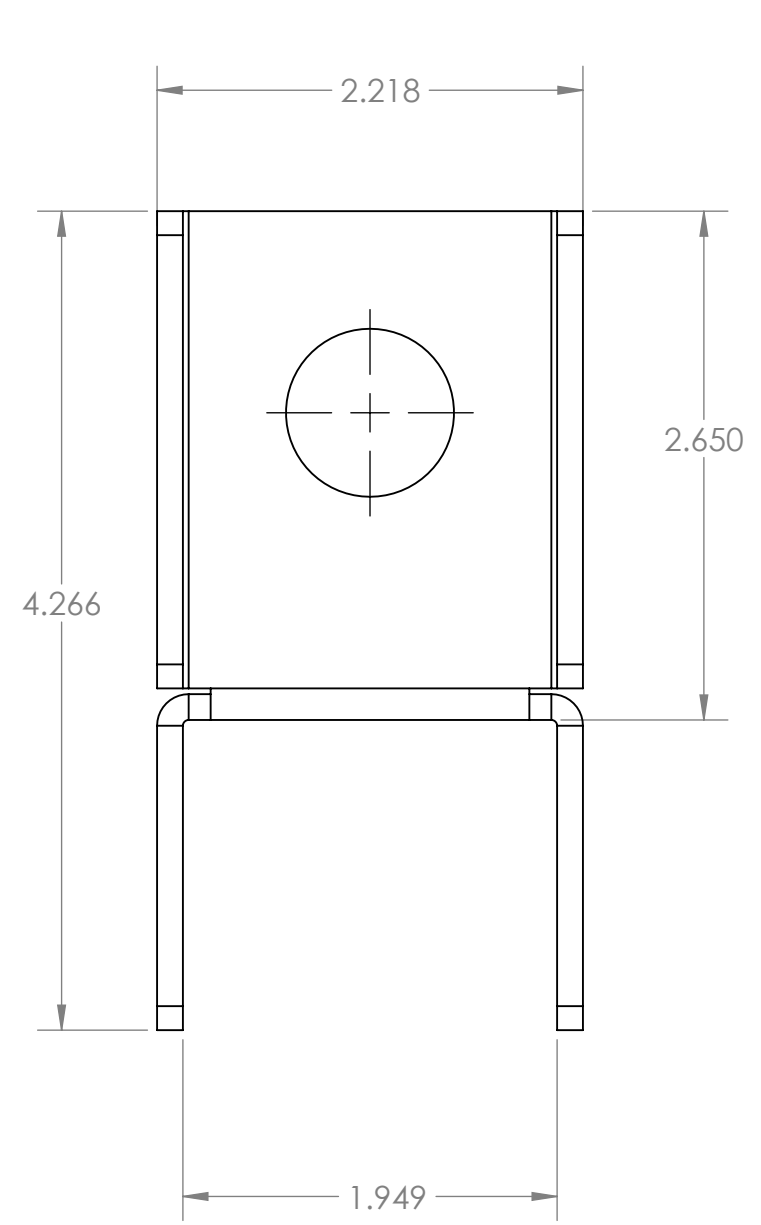
DRAWN BY Ahmad	DATE 03/04/2013	UNLESS OTHERWISE SPECIFIED:	MATERIAL
APPROVED BY	DATE	DIMENSIONS ARE IN INCHES	TITLE: Hinge Assembly
PROPRIETARY AND CONFIDENTIAL THE INFORMATION CONTAINED IN THIS DRAWING IS THE SOLE PROPERTY OF MIRCOM TECHNOLOGIES LTD. ANY REPRODUCTION IN PART OR AS A WHOLE WITHOUT THE WRITTEN PERMISSION OF MIRCOM TECHNOLOGIES LTD. IS PROHIBITED.		TOLERANCES: ANGULAR: BEND ±0.5° ONE PLACE DECIMAL ±0.050" TWO PLACE DECIMAL ±0.020" THREE PLACE DECIMAL ±0.010"	USED ON: Stand
THIRD ANGLE PROJECTION 		DO NOT SCALE DRAWING	SIZE DWG. NO. REV C CH-1080A 00
		SCALE: 1:24	WEIGHT: 0.211lb # 8 OF 23

NOTES:
 1.) Remove all Burrs and Sharp Edges
 2.) Paint/Finish: None



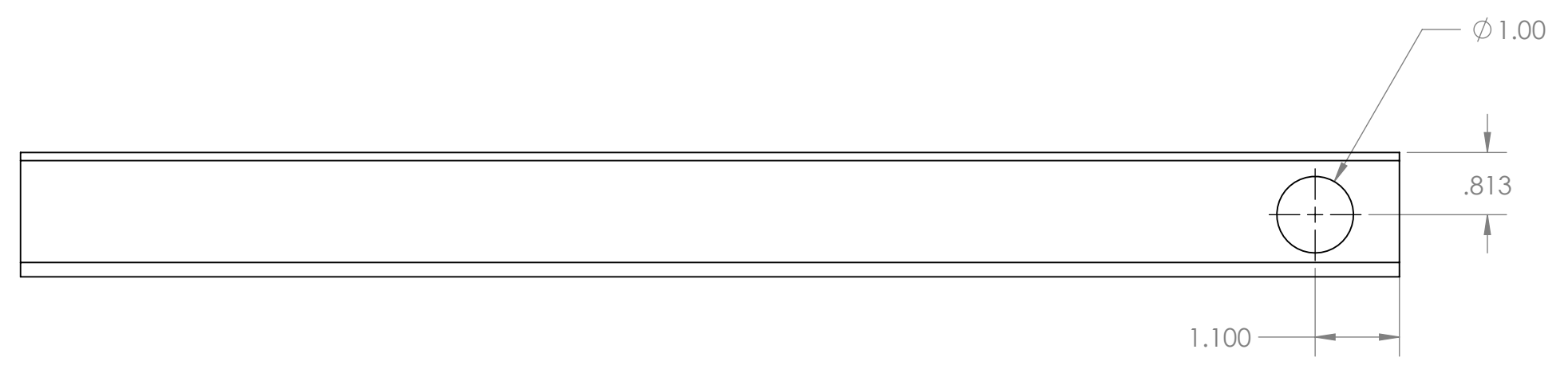
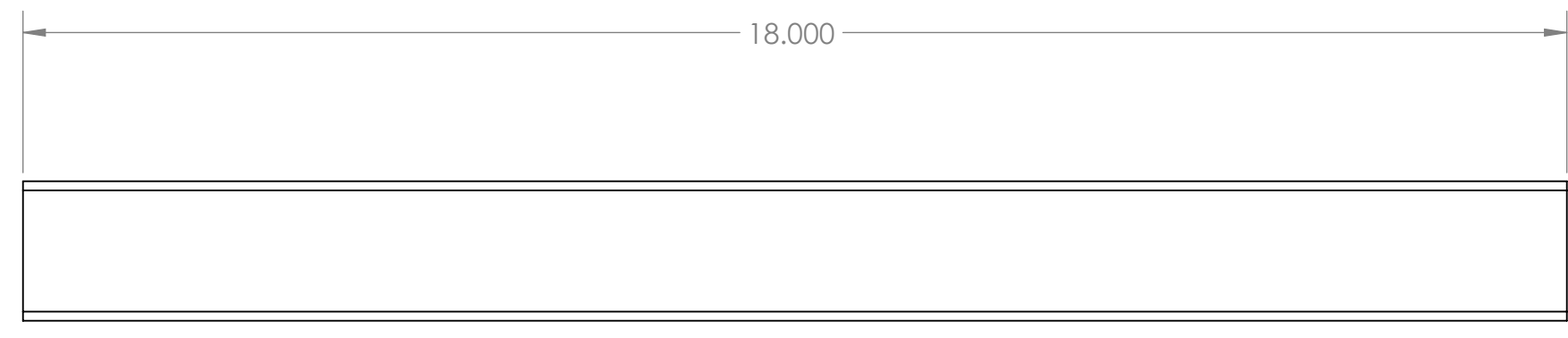
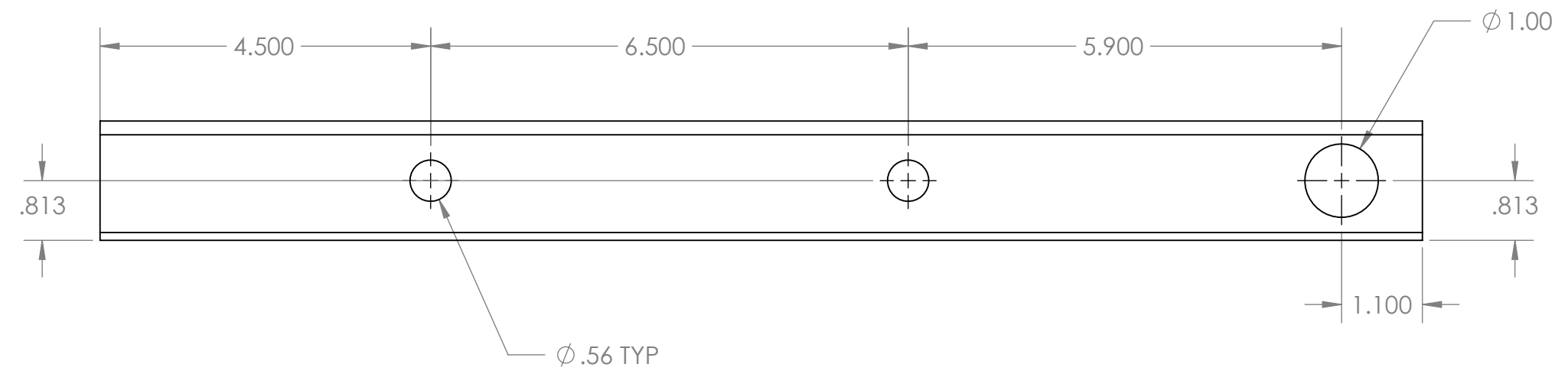
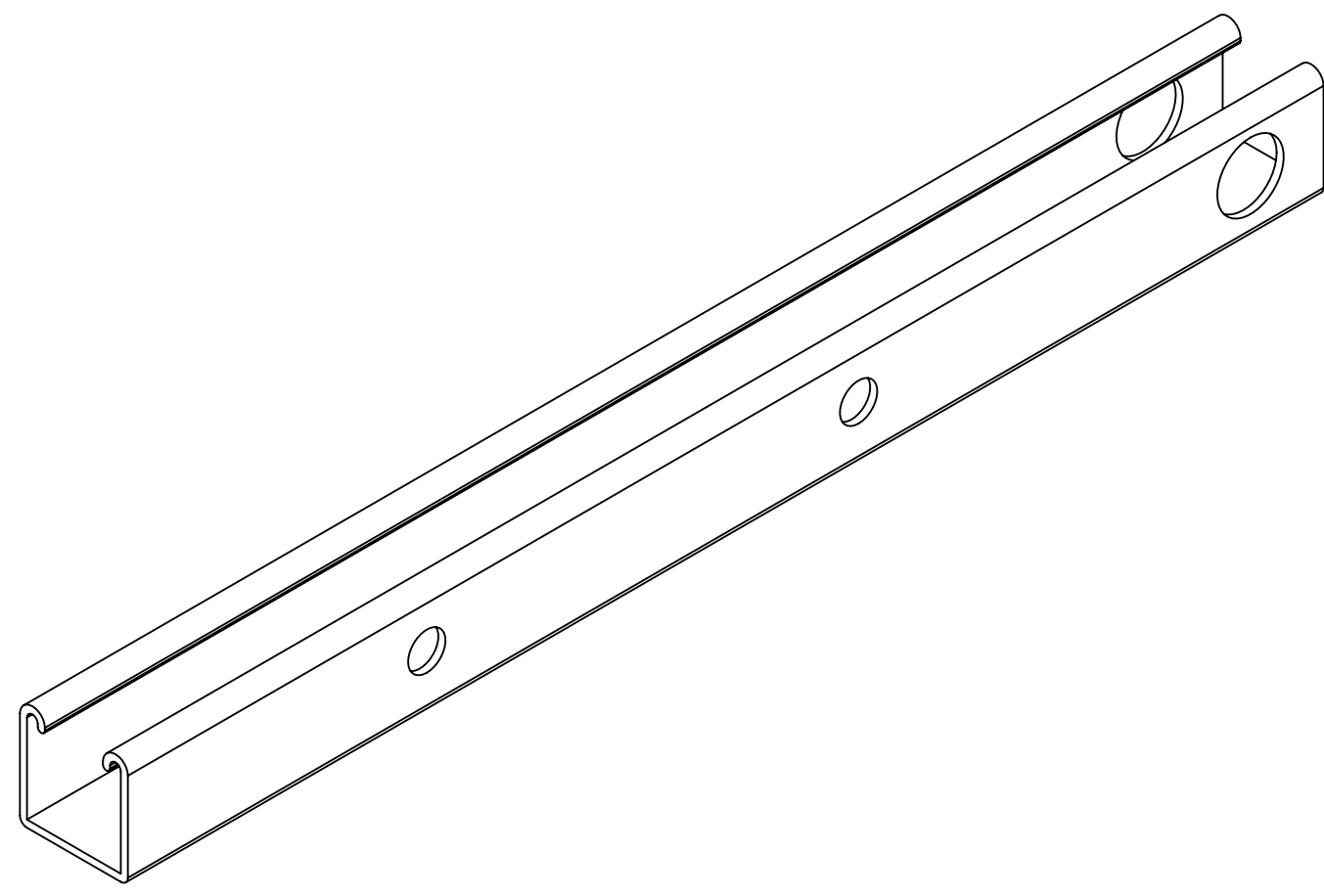
NOTES:
 1.) Remove all Burrs and Sharp Edges
 2.) Paint/Finish: None

MIRCOM TECHNOLOGIES LTD.		25 INTERCHANGE WAY VAUGHAN, ON, CANADA L4K5W3 PHONE: (905)660-4655 FAX: (905)660-4113	
DRAWN BY Ahmad	DATE 03/04/2013	UNLESS OTHERWISE SPECIFIED:	MATERIAL 10 GA (0.1345") COLD ROLLED STEEL
APPROVED BY	DATE	DIMENSIONS ARE IN INCHES	TITLE: Hinge Part 1
PROPRIETARY AND CONFIDENTIAL THE INFORMATION CONTAINED IN THIS DRAWING IS THE SOLE PROPERTY OF MIRCOM TECHNOLOGIES LTD. ANY REPRODUCTION IN PART OR AS A WHOLE WITHOUT THE WRITTEN PERMISSION OF MIRCOM TECHNOLOGIES LTD. IS PROHIBITED.		TOLERANCES: ANGULAR: BEND ±0.5° ONE PLACE DECIMAL ±0.050" TWO PLACE DECIMAL ±0.020" THREE PLACE DECIMAL ±0.010"	USED ON: Hinge Assembly
		DO NOT SCALE DRAWING	THIRD ANGLE PROJECTION 
			SIZE DWG. NO. REV C CH-1080AA 00 SCALE: 1:24 WEIGHT: 0.10lb # 9 OF 23




NOTES:
 1.) Remove all Burrs and Sharp Edges
 2.) Paint/Finish: None

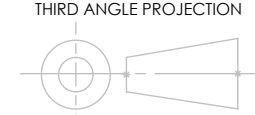
MIRCOM TECHNOLOGIES LTD.		25 INTERCHANGE WAY VAUGHAN, ON, CANADA, L4K5W3 PHONE: (905)660-4655 FAX: (905)660-4113	
DRAWN BY Ahmad	DATE 03/04/2013	UNLESS OTHERWISE SPECIFIED:	MATERIAL 10 GA (0.1345") COLD ROLLED STEEL
APPROVED BY	DATE	DIMENSIONS ARE IN INCHES	TITLE: Hinge Part 2
PROPRIETARY AND CONFIDENTIAL THE INFORMATION CONTAINED IN THIS DRAWING IS THE SOLE PROPERTY OF MIRCOM TECHNOLOGIES LTD. ANY REPRODUCTION IN PART OR AS A WHOLE WITHOUT THE WRITTEN PERMISSION OF MIRCOM TECHNOLOGIES LTD. IS PROHIBITED.		TOLERANCES: ANGULAR: BEND $\pm 0.5^\circ$ ONE PLACE DECIMAL $\pm 0.050"$ TWO PLACE DECIMAL $\pm 0.020"$ THREE PLACE DECIMAL $\pm 0.010"$	USED ON: Hinge Assembly
		DO NOT SCALE DRAWING	THIRD ANGLE PROJECTION
			SIZE DWG. NO. REV C CH-1080AB 00
			SCALE: 1:24 WEIGHT: 0.11lb # 10 OF 23


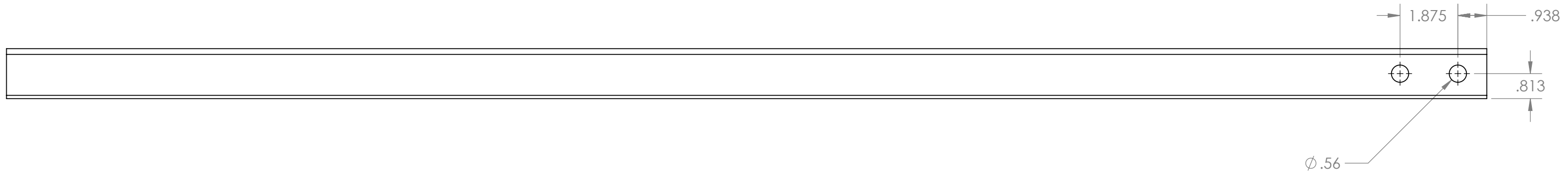



Unistrut material part number P1000



NOTES:
 1.) Remove all Burrs and Sharp Edges
 2.) Paint/Finish: None

MIRCOM TECHNOLOGIES LTD.		25 INTERCHANGE WAY VAUGHAN, ON, CANADA, L4K5W3 PHONE: (905)660-4655 FAX: (905)660-4113	
DRAWN BY Ahmad	DATE 03/04/2013	UNLESS OTHERWISE SPECIFIED:	MATERIAL
APPROVED BY	DATE	DIMENSIONS ARE IN INCHES	TITLE: Arm Support Beam
PROPRIETARY AND CONFIDENTIAL THE INFORMATION CONTAINED IN THIS DRAWING IS THE SOLE PROPERTY OF MIRCOM TECHNOLOGIES LTD. ANY REPRODUCTION IN PART OR AS A WHOLE WITHOUT THE WRITTEN PERMISSION OF MIRCOM TECHNOLOGIES LTD. IS PROHIBITED.		TOLERANCES: ANGULAR: BEND $\pm 0.5^\circ$ ONE PLACE DECIMAL $\pm 0.050"$ TWO PLACE DECIMAL $\pm 0.020"$ THREE PLACE DECIMAL $\pm 0.010"$	USED ON: Stand
		DO NOT SCALE DRAWING	THIRD ANGLE PROJECTION 
			SIZE DWG. NO. REV C P1000 00 SCALE: 1:24 WEIGHT: 0.35lb # 11 OF 23




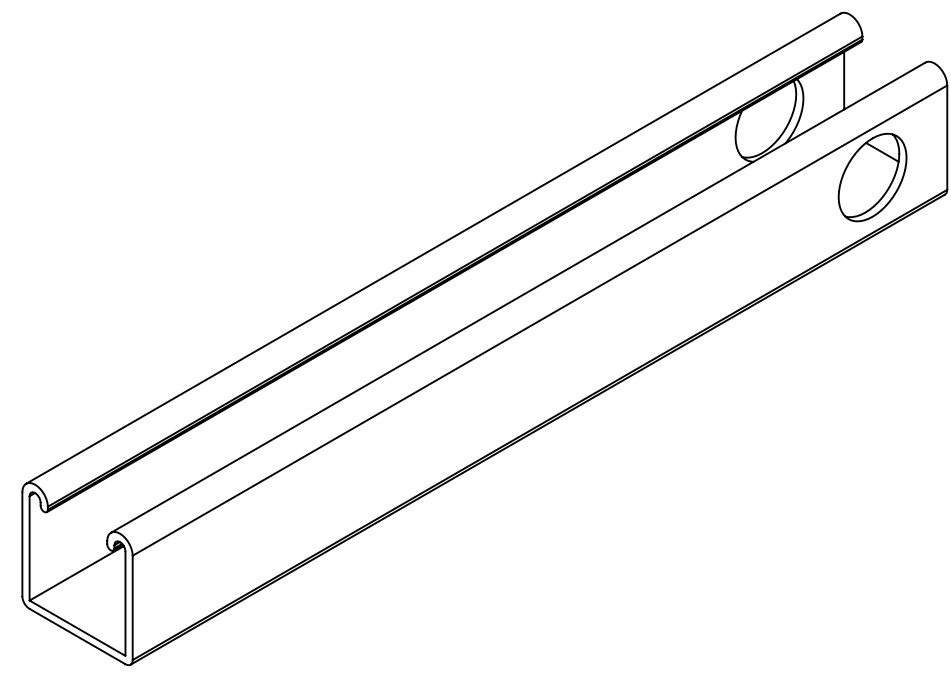


Unistrut material part number P1000

NOTES:
 1.) Remove all Burrs and Sharp Edges
 2.) Paint/Finish: None

MIRCOM TECHNOLOGIES LTD. 25 INTERCHANGE WAY VAUGHAN, ON, CANADA, L4K5W3
 PHONE: (905)660-4655 FAX: (905)660-4113

DRAWN BY Ahmad	DATE 03/04/2013	UNLESS OTHERWISE SPECIFIED:	MATERIAL
APPROVED BY	DATE	DIMENSIONS ARE IN INCHES TOLERANCES:	TITLE: Arm End Effector Beam
PROPRIETARY AND CONFIDENTIAL THE INFORMATION CONTAINED IN THIS DRAWING IS THE SOLE PROPERTY OF MIRCOM TECHNOLOGIES LTD. ANY REPRODUCTION IN PART OR AS A WHOLE WITHOUT THE WRITTEN PERMISSION OF MIRCOM TECHNOLOGIES LTD. IS PROHIBITED.		ANGULAR: BEND ±0.5° ONE PLACE DECIMAL ±0.050" TWO PLACE DECIMAL ±0.020" THREE PLACE DECIMAL ±0.010"	USED ON: Stand
DO NOT SCALE DRAWING		THIRD ANGLE PROJECTION 	SIZE DWG. NO. REV C P1000 00
		SCALE: 1:24	WEIGHT: 0.96lb # 12 OF 23



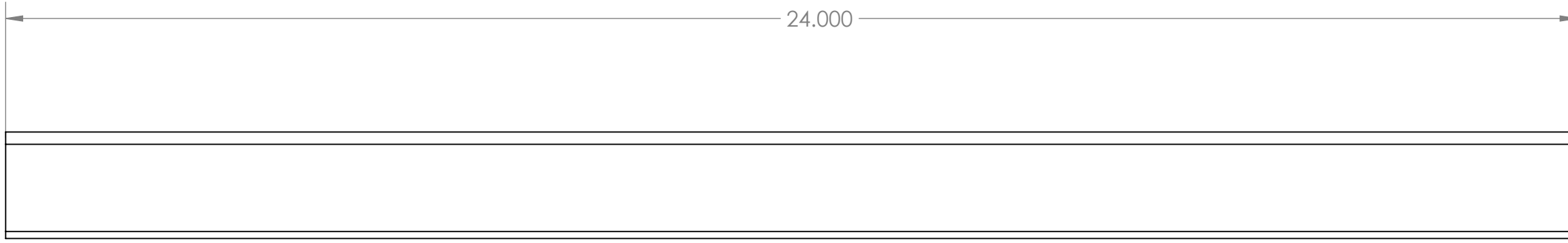

Unistrut material part number P1000

NOTES:
 1.) Remove all Burrs and Sharp Edges
 2.) Paint/Finish: None

MIRCOM TECHNOLOGIES LTD.		25 INTERCHANGE WAY VAUGHAN, ON, CANADA, L4K5W3 PHONE: (905)660-4655 FAX: (905)660-4113	
DRAWN BY Ahmad	DATE 03/04/2013	UNLESS OTHERWISE SPECIFIED:	MATERIAL
APPROVED BY	DATE	DIMENSIONS ARE IN INCHES	TITLE: Hinged Lower Arm Beam
PROPRIETARY AND CONFIDENTIAL THE INFORMATION CONTAINED IN THIS DRAWING IS THE SOLE PROPERTY OF MIRCOM TECHNOLOGIES LTD. ANY REPRODUCTION IN PART OR AS A WHOLE WITHOUT THE WRITTEN PERMISSION OF MIRCOM TECHNOLOGIES LTD. IS PROHIBITED.		TOLERANCES: ANGULAR: BEND $\pm 0.5^\circ$ ONE PLACE DECIMAL $\pm 0.050"$ TWO PLACE DECIMAL $\pm 0.020"$ THREE PLACE DECIMAL $\pm 0.010"$	USED ON: Stand
		DO NOT SCALE DRAWING	THIRD ANGLE PROJECTION
			SIZE DWG. NO. REV C P1000 00
			SCALE: 1:24 WEIGHT: 0.24lb # 13 OF 23

F
E
D
C
B
A

8 7 6 5 4 3 2 1

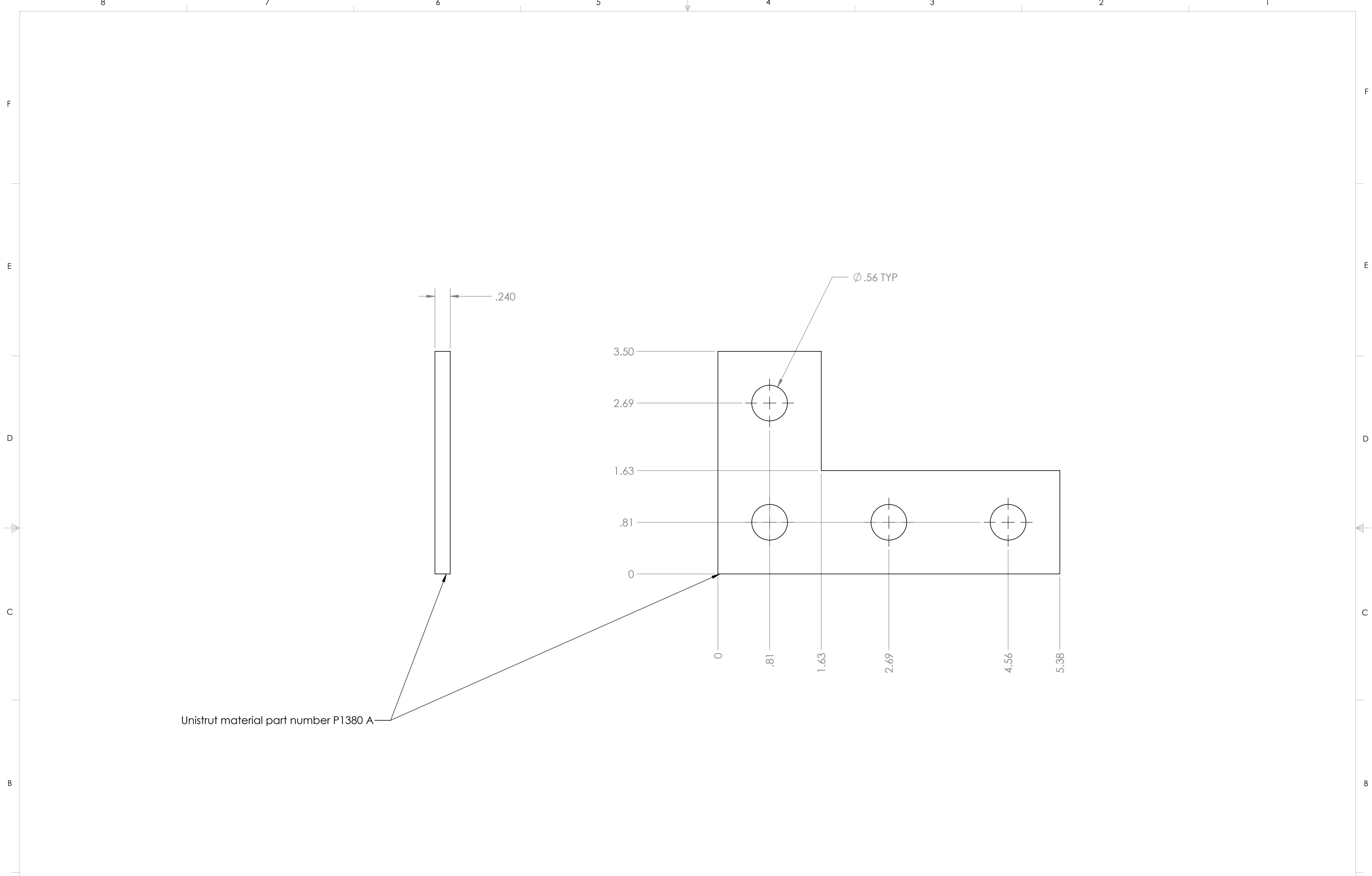


Unistrut material part number P1000

NOTES:
1.) Remove all Burrs and Sharp Edges
2.) Paint/Finish: None

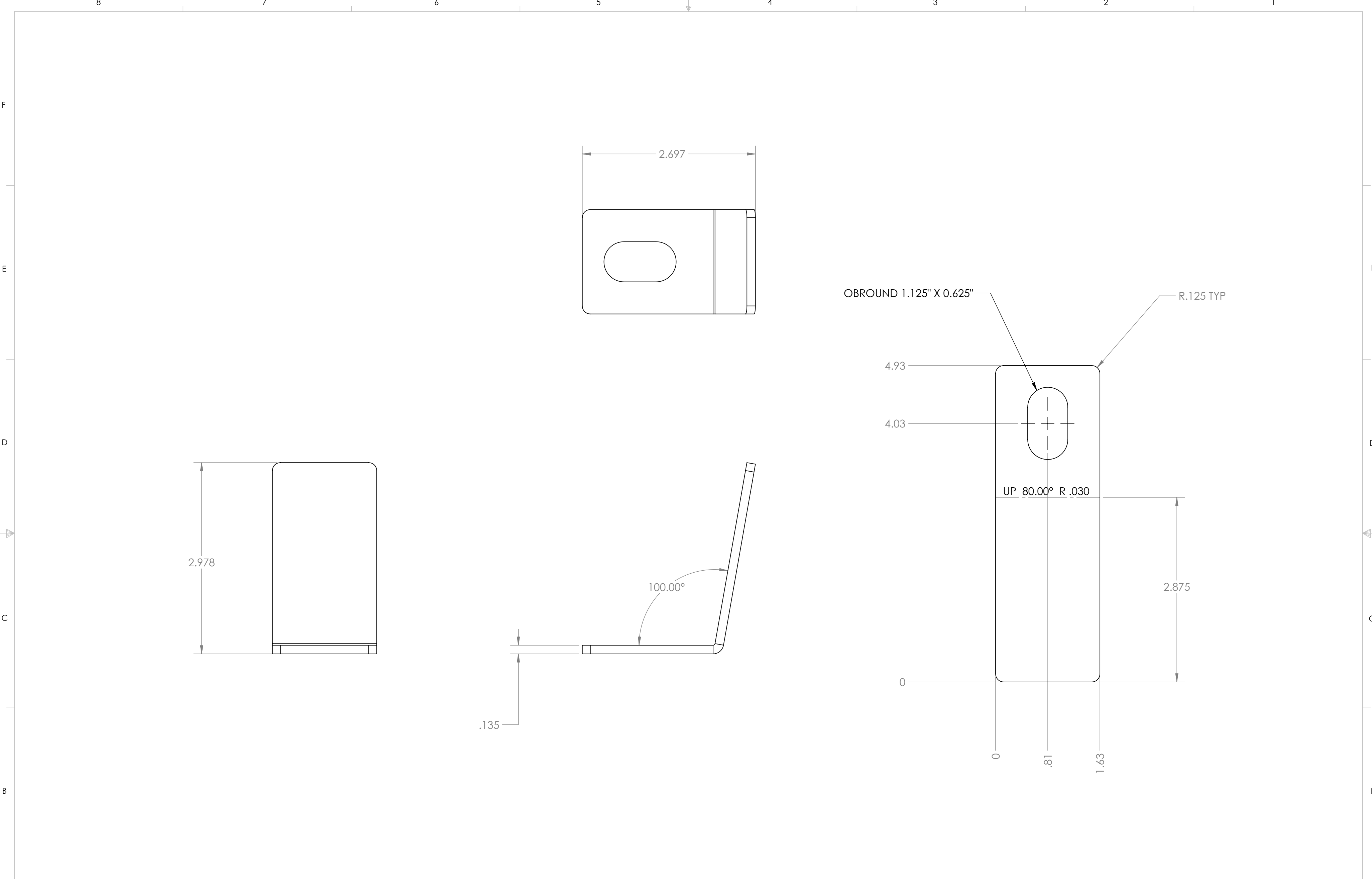
MIRCOM TECHNOLOGIES LTD.		25 INTERCHANGE WAY VAUGHAN, ON, CANADA, L4K5W3 PHONE: (905)660-4655 FAX: (905)660-4113							
DRAWN BY Ahmad	DATE 03/04/2013	UNLESS OTHERWISE SPECIFIED:	MATERIAL						
APPROVED BY	DATE	DIMENSIONS ARE IN INCHES TOLERANCES:	TITLE: Hinge Upper Arm Beam						
<small>PROPRIETARY AND CONFIDENTIAL THE INFORMATION CONTAINED IN THIS DRAWING IS THE SOLE PROPERTY OF MIRCOM TECHNOLOGIES LTD. ANY REPRODUCTION IN PART OR AS A WHOLE WITHOUT THE WRITTEN PERMISSION OF MIRCOM TECHNOLOGIES LTD. IS PROHIBITED.</small>		ANGULAR: BEND $\pm 0.5^\circ$ ONE PLACE DECIMAL $\pm 0.050"$ TWO PLACE DECIMAL $\pm 0.020"$ THREE PLACE DECIMAL $\pm 0.010"$	USED ON: Stand						
		DO NOT SCALE DRAWING	THIRD ANGLE PROJECTION						
			<table border="1"> <tr> <td>SIZE</td> <td>DWG. NO.</td> <td>REV</td> </tr> <tr> <td>C</td> <td>P1000</td> <td>00</td> </tr> </table>	SIZE	DWG. NO.	REV	C	P1000	00
SIZE	DWG. NO.	REV							
C	P1000	00							
			SCALE: 1:24 WEIGHT: 0.48lb # 14 OF 23						

8 7 6 5 4 3 2 1




NOTES:
 1.) Remove all Burrs and Sharp Edges
 2.) Paint/Finish: None

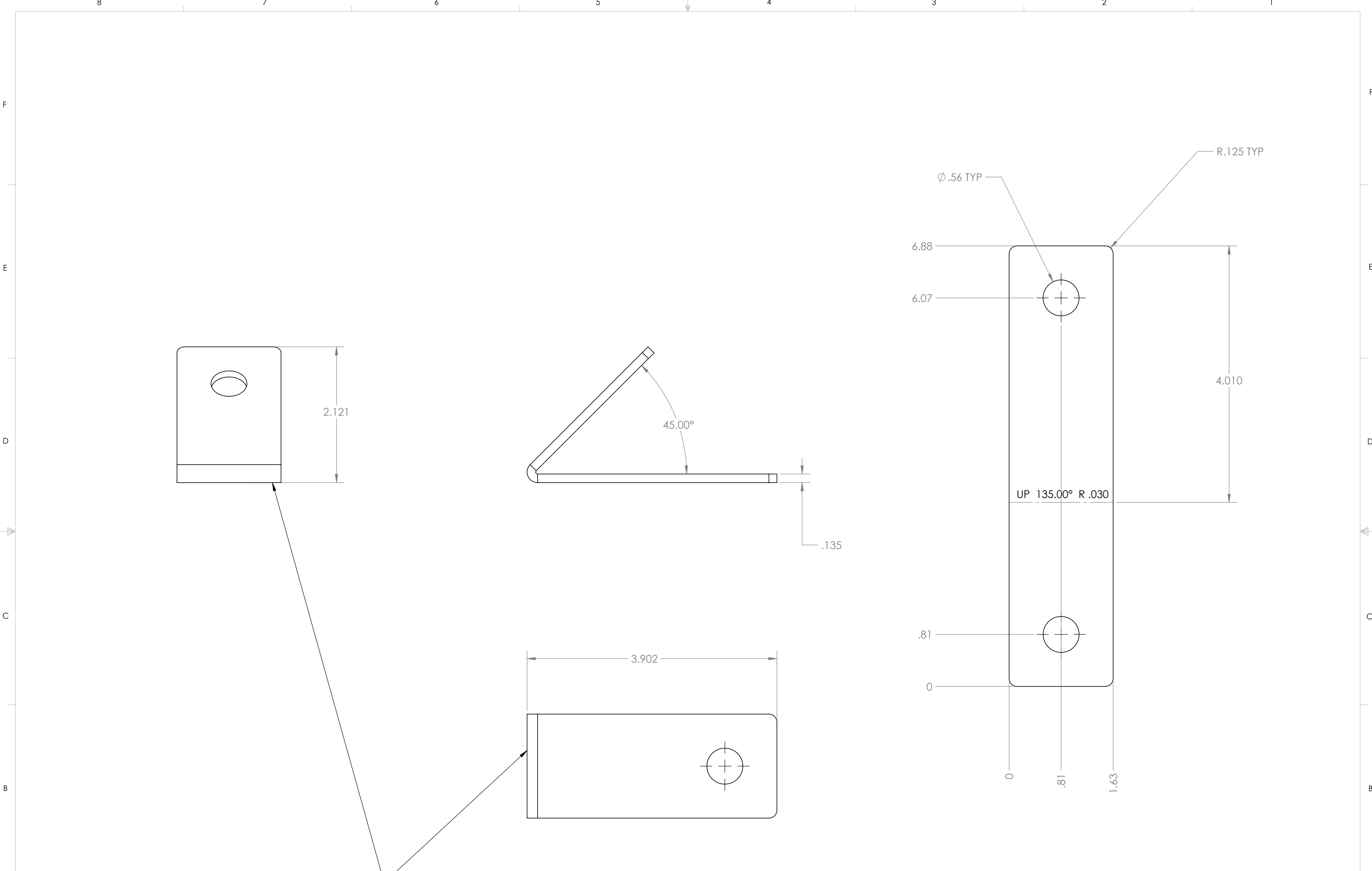
MIRCOM TECHNOLOGIES LTD.		25 INTERCHANGE WAY VAUGHAN, ON, CANADA, L4K5W3 PHONE: (905)660-4655 FAX: (905)660-4113	
DRAWN BY Ahmad	DATE 03/04/2013	UNLESS OTHERWISE SPECIFIED:	MATERIAL
APPROVED BY	DATE	DIMENSIONS ARE IN INCHES	TITLE: L Bracket
PROPRIETARY AND CONFIDENTIAL THE INFORMATION CONTAINED IN THIS DRAWING IS THE SOLE PROPERTY OF MIRCOM TECHNOLOGIES LTD. ANY REPRODUCTION IN PART OR AS A WHOLE WITHOUT THE WRITTEN PERMISSION OF MIRCOM TECHNOLOGIES LTD. IS PROHIBITED.		TOLERANCES: ANGULAR: BEND $\pm 0.5^\circ$ ONE PLACE DECIMAL $\pm 0.050"$ TWO PLACE DECIMAL $\pm 0.020"$ THREE PLACE DECIMAL $\pm 0.010"$	USED ON: Stand
		THIRD ANGLE PROJECTION	SIZE DWG. NO. REV C P1380 A 00
		DO NOT SCALE DRAWING	SCALE: 1:24 WEIGHT: 0.091lb # 15 OF 23



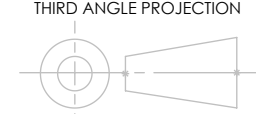
NOTES:
 1.) Remove all Burrs and Sharp Edges
 2.) Paint/Finish: None

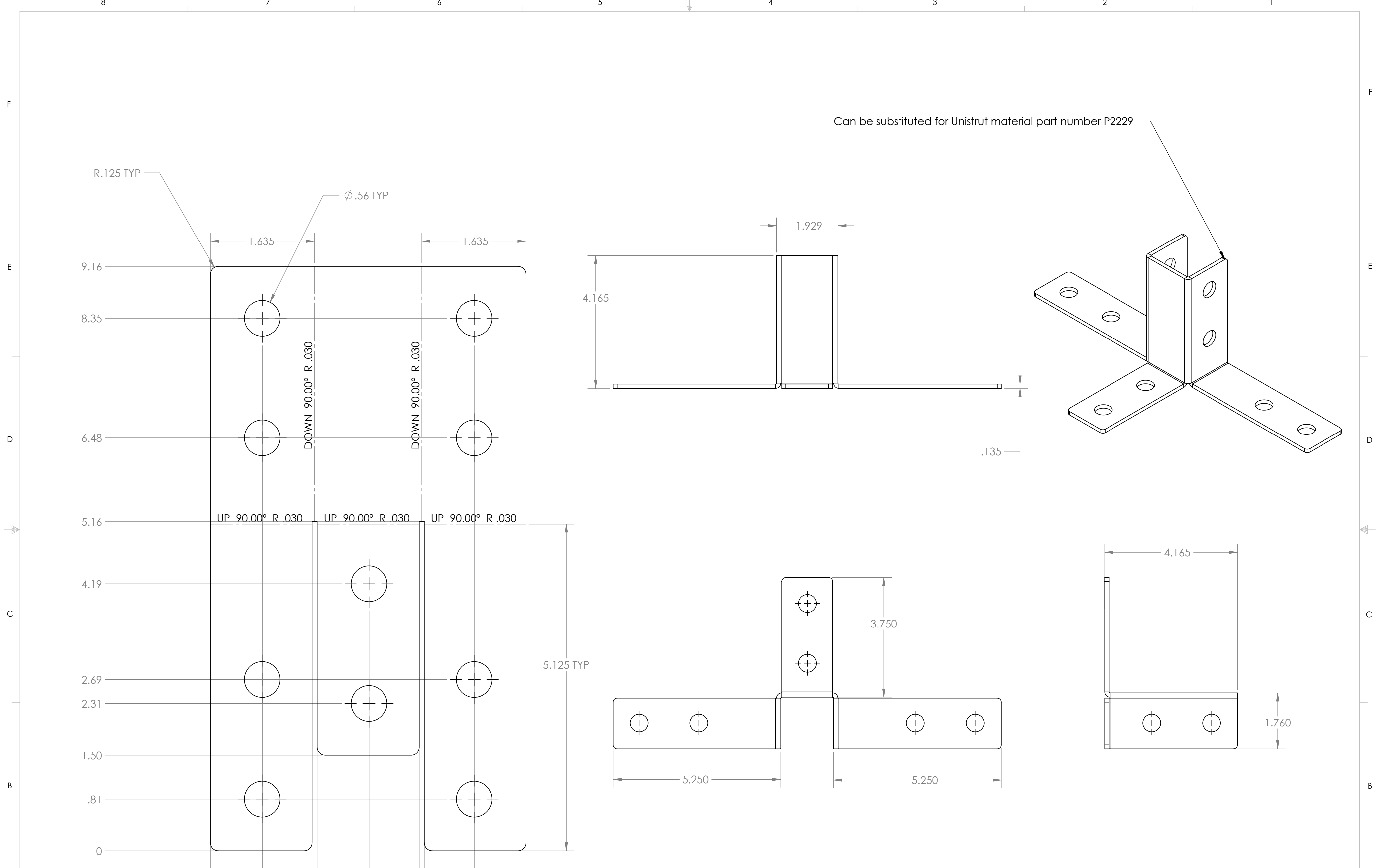
MIRCOM TECHNOLOGIES LTD. 25 INTERCHANGE WAY
 VAUGHAN, ON, CANADA, L4K5W3
 PHONE: (905) 660-4655 FAX: (905) 660-4113

DRAWN BY Ahmad	DATE 03/04/2013	UNLESS OTHERWISE SPECIFIED:	MATERIAL 10 GA (0.1345") COLD ROLLED STEEL
APPROVED BY	DATE	DIMENSIONS ARE IN INCHES	TITLE: Stop Plate
PROPRIETARY AND CONFIDENTIAL THE INFORMATION CONTAINED IN THIS DRAWING IS THE SOLE PROPERTY OF MIRCOM TECHNOLOGIES LTD. ANY REPRODUCTION IN PART OR AS A WHOLE WITHOUT THE WRITTEN PERMISSION OF MIRCOM TECHNOLOGIES LTD. IS PROHIBITED.		TOLERANCES: ANGULAR: BEND ±0.5° ONE PLACE DECIMAL ±0.050" TWO PLACE DECIMAL ±0.020" THREE PLACE DECIMAL ±0.010"	USED ON: Stand
		DO NOT SCALE DRAWING	THIRD ANGLE PROJECTION 
			SIZE DWG. NO. REV C CH-1080C 00
			SCALE: 1:24 WEIGHT: 0.04lb # 16 OF 23



NOTES:
 1.) Remove all Burrs and Sharp Edges
 2.) Paint/Finish: None

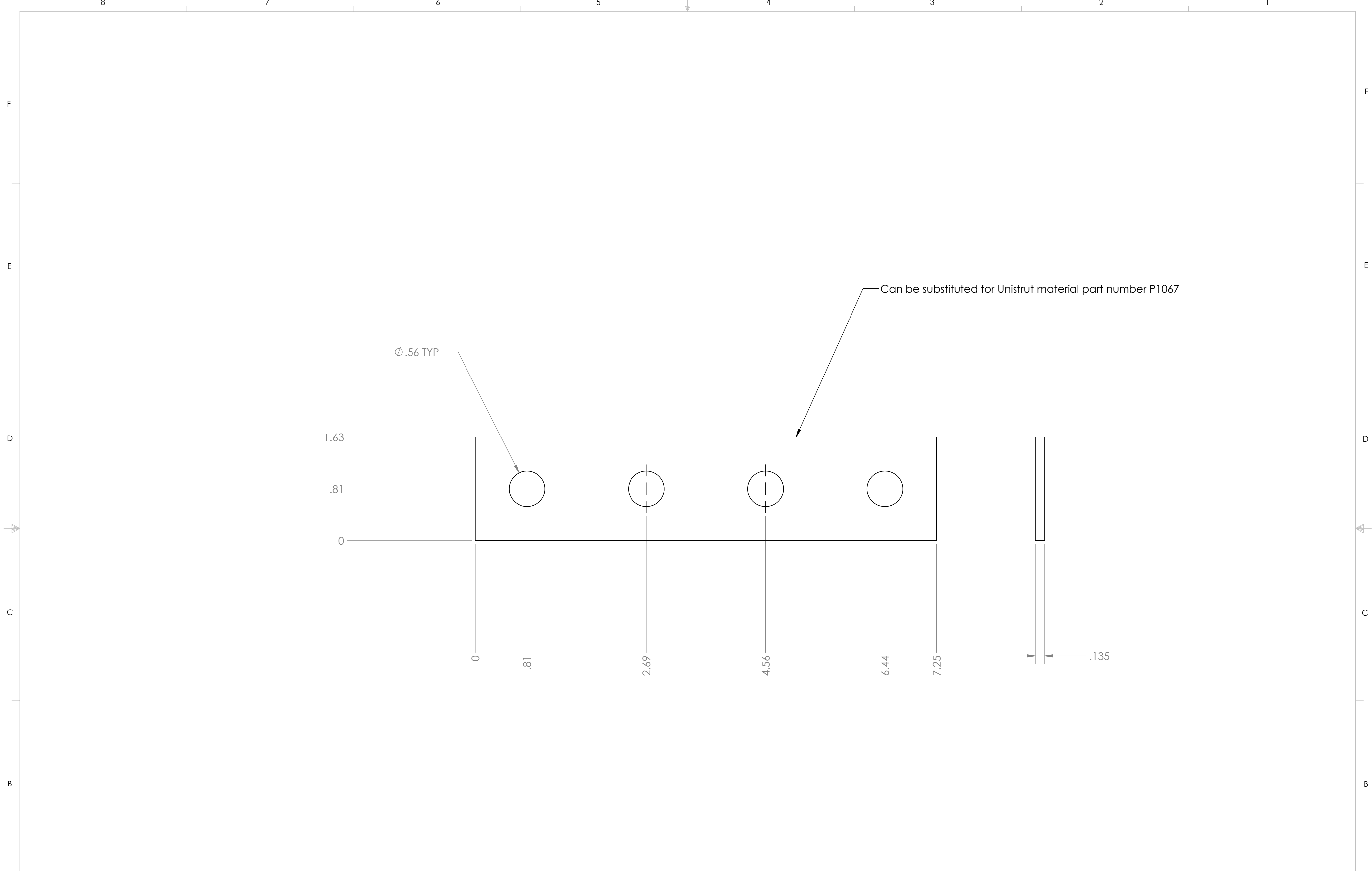
MIRCOM TECHNOLOGIES LTD.		25 INTERCHANGE WAY VAUGHAN, ON, CANADA, L4K5W3 PHONE: (905) 660-4655 FAX: (905) 660-4113	
DRAWN BY Ahmad	DATE 03/04/2013	UNLESS OTHERWISE SPECIFIED:	MATERIAL 10 GA (0.1345") COLD ROLLED STEEL
APPROVED BY	DATE	DIMENSIONS ARE IN INCHES	TITLE: Angled Plate
PROPRIETARY AND CONFIDENTIAL THE INFORMATION CONTAINED IN THIS DRAWING IS THE SOLE PROPERTY OF MIRCOM TECHNOLOGIES LTD. ANY REPRODUCTION IN PART OR AS A WHOLE WITHOUT THE WRITTEN PERMISSION OF MIRCOM TECHNOLOGIES LTD. IS PROHIBITED.		TOLERANCES: ANGULAR: BEND $\pm 0.5^\circ$ ONE PLACE DECIMAL $\pm 0.050"$ TWO PLACE DECIMAL $\pm 0.020"$ THREE PLACE DECIMAL $\pm 0.010"$	USED ON: Stand
		DO NOT SCALE DRAWING	THIRD ANGLE PROJECTION 
			SIZE DWG. NO. REV C P1186 00
			SCALE: 1:24 WEIGHT: 0.05lb # 17 OF 23



Can be substituted for Unistrut material part number P2229


NOTES:
 1.) Remove all Burrs and Sharp Edges
 2.) Paint/Finish: None

MIRCOM TECHNOLOGIES LTD.		25 INTERCHANGE WAY VAUGHAN, ON, CANADA, L4K5W3 PHONE: (905) 660-4655 FAX: (905) 660-4113	
DRAWN BY Ahmad	DATE 03/04/2013	UNLESS OTHERWISE SPECIFIED:	MATERIAL 10 GA (0.1345") COLD ROLLED STEEL
APPROVED BY	DATE	DIMENSIONS ARE IN INCHES	TITLE: Stand Support
PROPRIETARY AND CONFIDENTIAL THE INFORMATION CONTAINED IN THIS DRAWING IS THE SOLE PROPERTY OF MIRCOM TECHNOLOGIES LTD. ANY REPRODUCTION IN PART OR AS A WHOLE WITHOUT THE WRITTEN PERMISSION OF MIRCOM TECHNOLOGIES LTD. IS PROHIBITED.		TOLERANCES: ANGULAR: BEND ±0.5° ONE PLACE DECIMAL ±0.050" TWO PLACE DECIMAL ±0.020" THREE PLACE DECIMAL ±0.010"	USED ON: Stand
		THIRD ANGLE PROJECTION 	SIZE DWG. NO. REV C P2229 00
		DO NOT SCALE DRAWING	SCALE: 1:24 WEIGHT: 0.20lb # 18 OF 23




NOTES:
 1.) Remove all Burrs and Sharp Edges
 2.) Paint/Finish: None

MIRCOM TECHNOLOGIES LTD.		25 INTERCHANGE WAY VAUGHAN, ON, CANADA, L4K5W3 PHONE: (905) 660-4655 FAX: (905) 660-4113	
DRAWN BY Ahmad	DATE 03/04/2013	UNLESS OTHERWISE SPECIFIED:	MATERIAL 14 GA (0.1345") COLD ROLLED STEEL
APPROVED BY	DATE	DIMENSIONS ARE IN INCHES	TITLE: Arm Plate
PROPRIETARY AND CONFIDENTIAL THE INFORMATION CONTAINED IN THIS DRAWING IS THE SOLE PROPERTY OF MIRCOM TECHNOLOGIES LTD. ANY REPRODUCTION IN PART OR AS A WHOLE WITHOUT THE WRITTEN PERMISSION OF MIRCOM TECHNOLOGIES LTD. IS PROHIBITED.		TOLERANCES: ANGULAR: BEND $\pm 0.5^\circ$ ONE PLACE DECIMAL $\pm 0.050"$ TWO PLACE DECIMAL $\pm 0.020"$ THREE PLACE DECIMAL $\pm 0.010"$	USED ON: Stand
		THIRD ANGLE PROJECTION	SIZE DWG. NO. REV C P1067 00
		DO NOT SCALE DRAWING	SCALE: 1:24 WEIGHT: 0.05lb # 19 OF 23



NOTES:
 1.) Remove all Burrs and Sharp Edges
 2.) Paint/Finish: None

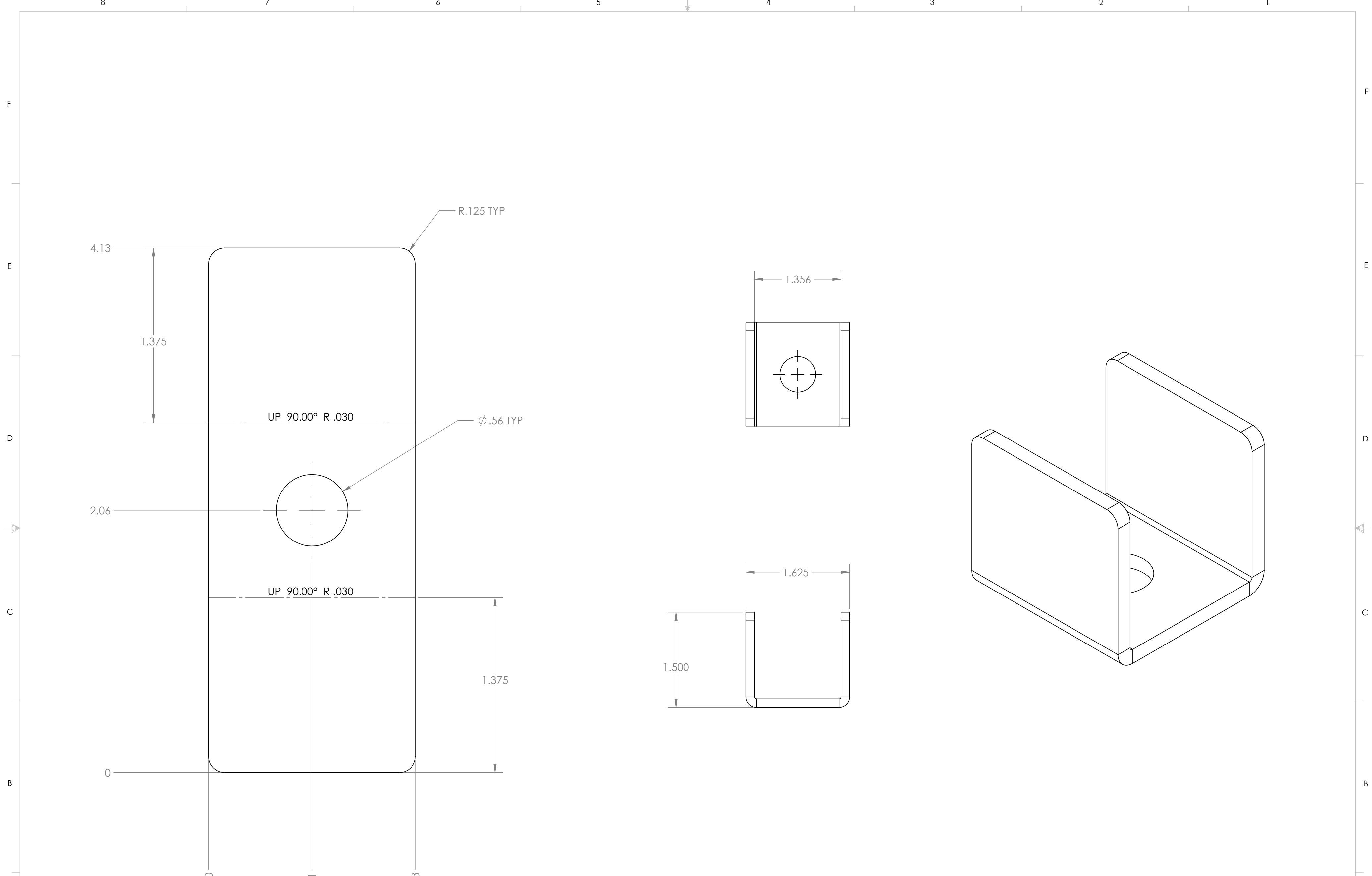
MIRCOM TECHNOLOGIES LTD.		25 INTERCHANGE WAY VAUGHAN, ON, CANADA, L4K5W3 PHONE: (905) 660-4655 FAX: (905) 660-4113	
DRAWN BY Ahmad	DATE 03/04/2013	UNLESS OTHERWISE SPECIFIED:	MATERIAL
APPROVED BY	DATE	DIMENSIONS ARE IN INCHES	TITLE: Long Support Beam
PROPRIETARY AND CONFIDENTIAL THE INFORMATION CONTAINED IN THIS DRAWING IS THE SOLE PROPERTY OF MIRCOM TECHNOLOGIES LTD. ANY REPRODUCTION IN PART OR AS A WHOLE WITHOUT THE WRITTEN PERMISSION OF MIRCOM TECHNOLOGIES LTD. IS PROHIBITED.		TOLERANCES: ANGULAR: BEND ±0.5° ONE PLACE DECIMAL ±0.050" TWO PLACE DECIMAL ±0.020" THREE PLACE DECIMAL ±0.010"	USED ON: Stand
		DO NOT SCALE DRAWING	THIRD ANGLE PROJECTION
			SIZE DWG. NO. REV C P1000 00
			SCALE: 1:24 WEIGHT: 1.41lb # 20 OF 23



Unistrut material part number P1000

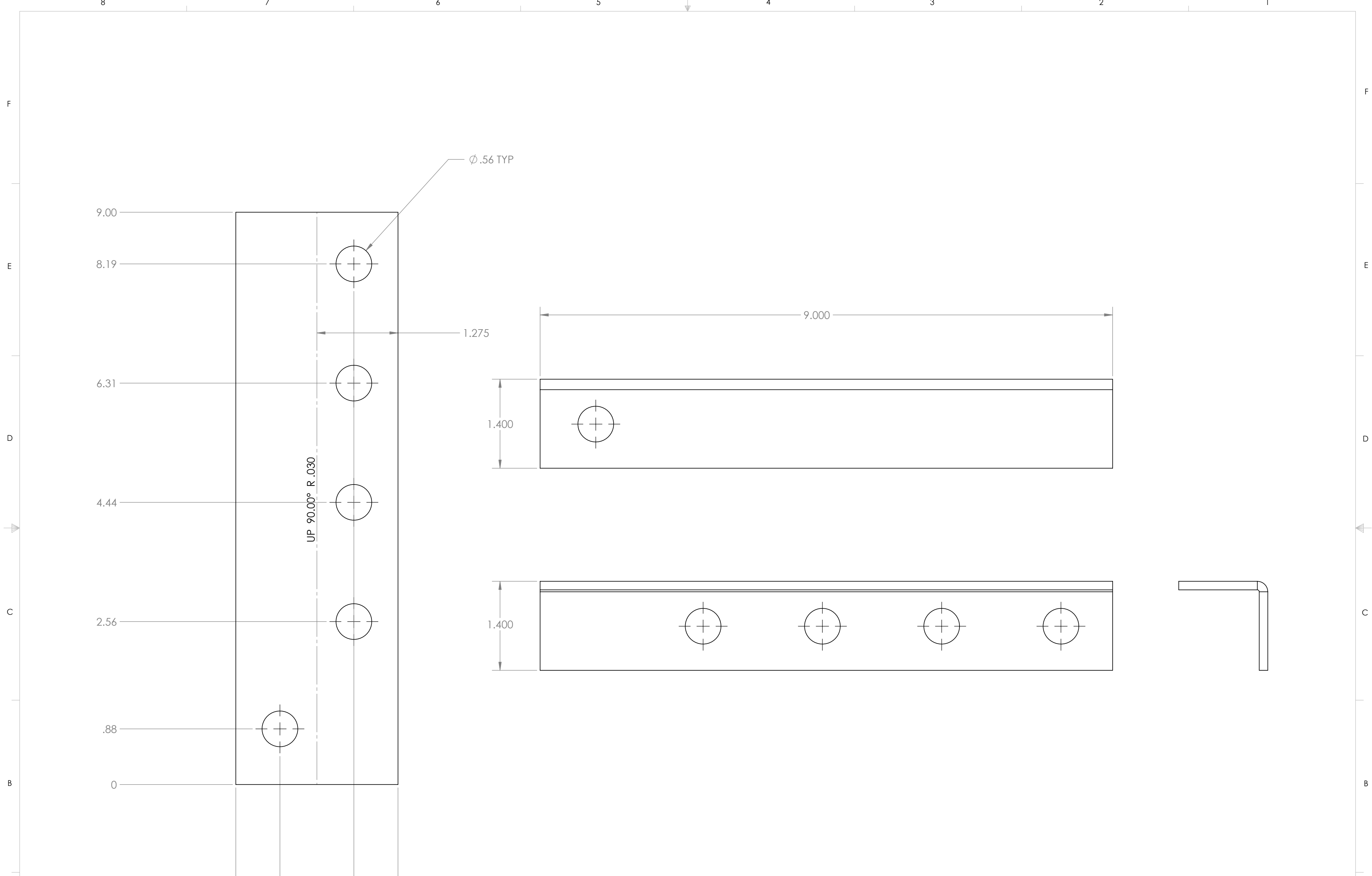
NOTES:
 1.) Remove all Burrs and Sharp Edges
 2.) Paint/Finish: None

MIRCOM TECHNOLOGIES LTD.		25 INTERCHANGE WAY VAUGHAN, ON, CANADA, L4K5W3 PHONE: (905)660-4655 FAX: (905)660-4113	
DRAWN BY Ahmad	DATE 03/04/2013	UNLESS OTHERWISE SPECIFIED:	MATERIAL
APPROVED BY	DATE	DIMENSIONS ARE IN INCHES	TITLE: Cantilever Support Beam
PROPRIETARY AND CONFIDENTIAL THE INFORMATION CONTAINED IN THIS DRAWING IS THE SOLE PROPERTY OF MIRCOM TECHNOLOGIES LTD. ANY REPRODUCTION IN PART OR AS A WHOLE WITHOUT THE WRITTEN PERMISSION OF MIRCOM TECHNOLOGIES LTD. IS PROHIBITED.		TOLERANCES: ANGULAR: BEND $\pm 0.5^\circ$ ONE PLACE DECIMAL $\pm 0.050"$ TWO PLACE DECIMAL $\pm 0.020"$ THREE PLACE DECIMAL $\pm 0.010"$	USED ON: Stand
		THIRD ANGLE PROJECTION 	SIZE DWG. NO. REV C P1000 00
		DO NOT SCALE DRAWING	SCALE: 1:24 WEIGHT: 1.21lb # 21 OF 23



NOTES:
 1.) Remove all Burrs and Sharp Edges
 2.) Paint/Finish: None

MIRCOM TECHNOLOGIES LTD.		25 INTERCHANGE WAY VAUGHAN, ON, CANADA, L4K5W3 PHONE: (905) 660-4655 FAX: (905) 660-4113	
DRAWN BY Ahmad	DATE 03/04/2013	UNLESS OTHERWISE SPECIFIED:	MATERIAL 10 GA (0.1345") COLD ROLLED STEEL
APPROVED BY	DATE	DIMENSIONS ARE IN INCHES TOLERANCES: ANGULAR: BEND ±0.5° ONE PLACE DECIMAL ±0.050" TWO PLACE DECIMAL ±0.020" THREE PLACE DECIMAL ±0.010"	TITLE: Hinge Support
PROPRIETARY AND CONFIDENTIAL THE INFORMATION CONTAINED IN THIS DRAWING IS THE SOLE PROPERTY OF MIRCOM TECHNOLOGIES LTD. ANY REPRODUCTION IN PART OR AS A WHOLE WITHOUT THE WRITTEN PERMISSION OF MIRCOM TECHNOLOGIES LTD. IS PROHIBITED.		DO NOT SCALE DRAWING	USED ON: Stand
THIRD ANGLE PROJECTION		SIZE DWG. NO.	REV
		C CH-1080D	00
SCALE: 1:24		WEIGHT: 0.03lb	# 22 OF 23



NOTES:
 1.) Remove all Burrs and Sharp Edges
 2.) Paint/Finish: None

MIRCOM TECHNOLOGIES LTD.		25 INTERCHANGE WAY VAUGHAN, ON, CANADA, L4K5W3 PHONE: (905) 660-4655 FAX: (905) 660-4113	
DRAWN BY Ahmad	DATE 03/04/2013	UNLESS OTHERWISE SPECIFIED:	MATERIAL 10 GA (0.1345") COLD ROLLED STEEL
APPROVED BY	DATE	DIMENSIONS ARE IN INCHES TOLERANCES:	TITLE: Beam Connection Plate
PROPRIETARY AND CONFIDENTIAL THE INFORMATION CONTAINED IN THIS DRAWING IS THE SOLE PROPERTY OF MIRCOM TECHNOLOGIES LTD. ANY REPRODUCTION IN PART OR AS A WHOLE WITHOUT THE WRITTEN PERMISSION OF MIRCOM TECHNOLOGIES LTD. IS PROHIBITED.		ANGULAR: BEND $\pm 0.5^\circ$ ONE PLACE DECIMAL $\pm 0.050"$ TWO PLACE DECIMAL $\pm 0.020"$ THREE PLACE DECIMAL $\pm 0.010"$	USED ON: Stand
		DO NOT SCALE DRAWING	THIRD ANGLE PROJECTION
			SIZE DWG. NO. REV C CH-1080B 00
			SCALE: 1:24 WEIGHT: 0.11lb # 23 OF 23